

**Gainesville Police Department Fiscal Year 2023  
4th Quarter Report  
July 1, 2023 through September 30, 2023**



Agenda Item:

2023-1051A

# 2020-2023 GPD Calendar (Year to Date) Crime Statistics

| Gainesville Police Department                      |             |             |             |             |                |                    |
|--|-------------|-------------|-------------|-------------|----------------|--------------------|
| Year-To-Date Statistics Through September 30, 2023 |             |             |             |             |                |                    |
|  | 2020        | 2021        | 2022        | 2023        | 3 Year Average | % Change 2022-2023 |
| <b>Violent Crimes</b>                              |             |             |             |             |                |                    |
| Homicide   | 6           | 6           | 7           | 8           | 6.33           | 14.29              |
| Rape   | 93          | 131         | 139         | 122         | 121.00         | -12.23             |
| Robbery  | 105         | 127         | 114         | 136         | 115.33         | 19.30              |
| Aggravated Assault                                 | 506         | 519         | 466         | 513         | 497.00         | 10.09              |
| <i>Total</i>                                       | 710         | 783         | 726         | 779         | 739.67         | 7.30               |
| <b>Property Crimes</b>                             |             |             |             |             |                |                    |
| Burglary   | 372         | 344         | 272         | 385         | 329.33         | 41.54              |
| Larceny  | 3170        | 2633        | 2648        | 2885        | 2817.00        | 8.95               |
| Auto Theft   | 423         | 372         | 455         | 385         | 416.67         | -15.38             |
| <i>Total</i>                                       | 3965        | 3349        | 3375        | 3655        | 3563.00        | 8.30               |
| <b>Grand Total</b>                                 | <b>4675</b> | <b>4132</b> | <b>4101</b> | <b>4434</b> | <b>4302.67</b> | <b>8.12</b>        |
| Burglary to Conveyance                             | 830         | 630         | 661         | 737         | 707.00         | 11.50              |
| Motorcycle Thefts                                  | 27          | 26          | 46          | 33          | 33.00          | -28.26             |
| Retail Theft                                       | 737         | 590         | 662         | 827         | 663.00         | 24.92              |

\*Please remember, NIBRS counts the number of Incidents, not the number of victims.



# 2020-2023 GPD Calendar (Quarterly) Crime Statistics

| Gainesville Police Department                |             |             |             |             |                   |                       |
|--|-------------|-------------|-------------|-------------|-------------------|-----------------------|
| Statistics July 1, 2023 - September 30, 2023 |             |             |             |             |                   |                       |
|  | 2020        | 2021        | 2022        | 2023        | 3 Year<br>Average | % Change<br>2022-2023 |
| <b>Violent Crimes</b>                        |             |             |             |             |                   |                       |
| Homicide                                     | 1           | 3           | 4           | 4           | 2.67              | 0.00                  |
| Rape   | 32          | 44          | 33          | 37          | 36.33             | 12.12                 |
| Robbery                                      | 43          | 52          | 35          | 62          | 43.33             | 77.14                 |
| Aggravated<br>Assault                        | 196         | 183         | 170         | 171         | 183.00            | 0.59                  |
| <b>Total</b>                                 | <b>272</b>  | <b>282</b>  | <b>242</b>  | <b>274</b>  | <b>265.33</b>     | <b>13.22</b>          |
| <b>Property Crimes</b>                       |             |             |             |             |                   |                       |
| Burglary                                     | 138         | 121         | 101         | 148         | 120.00            | 46.53                 |
| Larceny                                      | 1166        | 904         | 1079        | 978         | 1049.67           | -9.36                 |
| Auto Theft                                   | 152         | 146         | 199         | 144         | 165.67            | -27.64                |
| <b>Total</b>                                 | <b>1456</b> | <b>1171</b> | <b>1379</b> | <b>1270</b> | <b>1335.33</b>    | <b>-7.90</b>          |
| <b>Grand Total</b>                           | <b>1728</b> | <b>1453</b> | <b>1621</b> | <b>1544</b> | <b>1600.67</b>    | <b>-4.75</b>          |

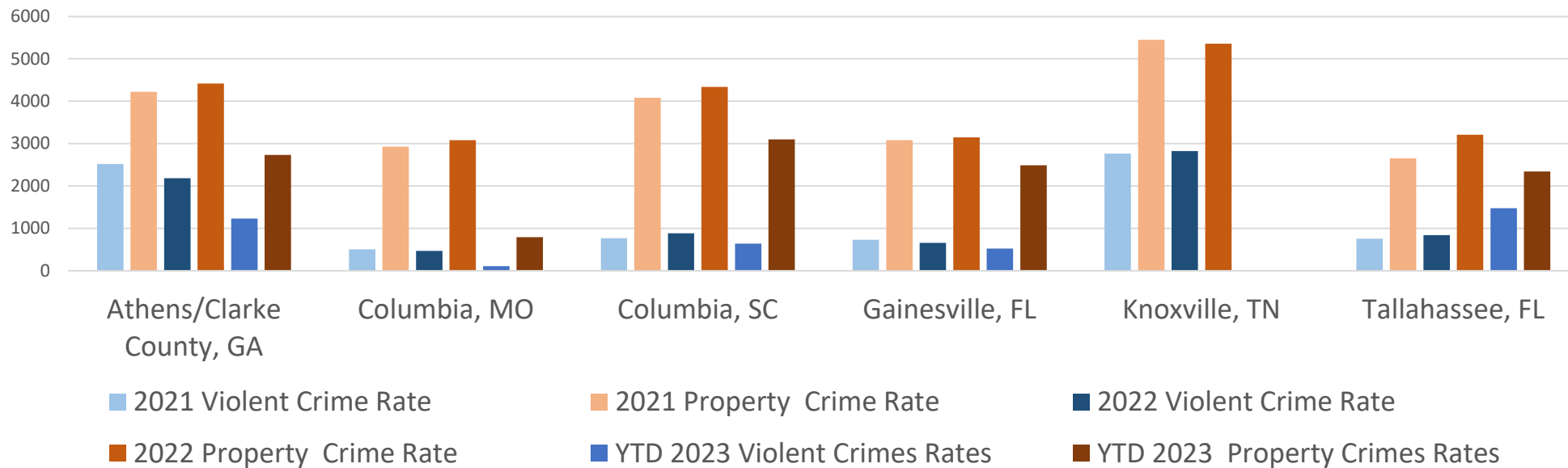
\*Please remember, NIBRS counts the number of Incidents, not the number of victims.



# Crime Rates of Identified Peer Cities

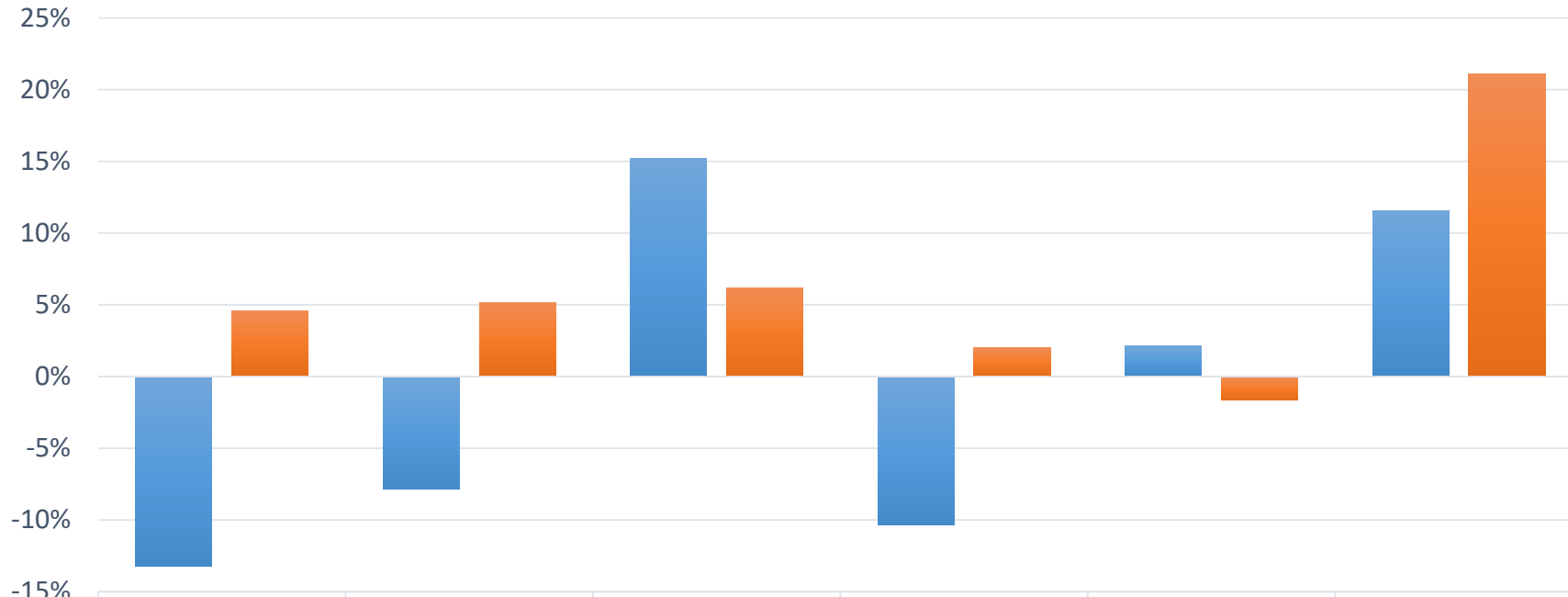
| Cities                   | 2021 Violent Crime Rate | 2021 Property Crime Rate | 2022 Violent Crime Rate | 2022 Property Crime Rate | YTD 2023 Violent Crimes Rates | YTD 2023 Property Crimes Rates |
|--------------------------|-------------------------|--------------------------|-------------------------|--------------------------|-------------------------------|--------------------------------|
| Athens/Clarke County, GA | 2518                    | 4222                     | 2185                    | 4416                     | 1234                          | 2732                           |
| Columbia, MO             | 508                     | 2930                     | 468                     | 3082                     | 110                           | 793                            |
| Columbia, SC             | 770                     | 4083                     | 887                     | 4336                     | 641                           | 3100                           |
| Gainesville, FL          | 732                     | 3084                     | 656                     | 3146                     | 527                           | 2487                           |
| Knoxville, TN            | 2763                    | 5447                     | 2822                    | 5358                     | No Data provided              | No Data provided               |
| Tallahassee, FL          | 754                     | 2651                     | 841                     | 3211                     | 1477                          | 2341                           |

Crime Rates For Peer Cities



# Comparing Crime Rates of Identified Peer Cities

Percent Change in Crimes  
2021 to 2022



|                | Athens/Clarke County, GA | Columbia, MO | Columbia, SC | Gainesville, FL | Knoxville, TN | Tallahassee, FL |
|----------------|--------------------------|--------------|--------------|-----------------|---------------|-----------------|
| Violent Crime  | -13%                     | -8%          | 15%          | -10%            | 2%            | 12%             |
| Property Crime | 5%                       | 5%           | 6%           | 2%              | -2%           | 21%             |

■ Violent Crime

■ Property Crime



# Comparing Violent Crimes Statistics

| Violent Crime/Cities | Miami* |      | Miami Dade* |       | *Jacksonville |       | Tampa* |      | Orlando* |      | Gainesville** |      |
|----------------------|--------|------|-------------|-------|---------------|-------|--------|------|----------|------|---------------|------|
|                      | 2022   | 2023 | 2022        | 2023  | 2022          | 2023  | 2022   | 2023 | 2022     | 2023 | 2022          | 2023 |
| Homicide             | 21     | 14   | 50          | 51    | 74            | 60    | 26     | 19   | 18       | 14   | 3             | 4    |
| Rape                 | 55     | 57   | 309         | 254   | 240           | 169   | 73     | 85   | 106      | 109  | 106           | 83   |
| Robbery              | 325    | 273  | 465         | 509   | 399           | 400   | 201    | 148  | 219      | 261  | 79            | 73   |
| Aggravated Assault   | 981    | 832  | 2,337       | 2,529 | 2,009         | 2,015 | 777    | 727  | 950      | 792  | 296           | 343  |

| Violent Crime/Cities | Major Cities' Data* |         | % change |
|----------------------|---------------------|---------|----------|
|                      | 2022                | 2023    | 2022-23  |
| Homicide             | 4,343               | 3,870   | -11%     |
| Rape                 | 15,825              | 14,643  | -7%      |
| Robbery              | 52,032              | 49,376  | -5%      |
| Aggravated Assault   | 139,292             | 134,164 | -4%      |

| Gainesville** |      | %change |
|---------------|------|---------|
| 2022          | 2023 | 2022-23 |
| 3             | 4    | 33%     |
| 106           | 83   | -22%    |
| 79            | 73   | -8%     |
| 296           | 343  | 16%     |

Data Source:

\* [Major Cities Chiefs Association, Violent Crime Survey](#)

\*\* Gainesville Police Department Records Unit



# GPD Quarterly Gun Related Statistics

| Crime  | April 1-June 30, 2023       | July 1-September 30, 2023        | % Change from last quarter |
|--|-----------------------------|----------------------------------|----------------------------|
| Stolen Firearms                                | 59 (44 Conveyance Burglary) | 52 (31 Conveyance Burglary)      | -11.86%                    |
| Weapons Seized/Recovered by LEO                | 55                          | 33                               | -40%                       |
| Number of Shots Fired                          | 31                          | 37 (September 26 <sup>th</sup> ) | 19.35%                     |
| Number of Persons Shot or Injured by a Gunfire | 13 (1 Accidental)           | 5 (1 Accidental)                 | -61.54%                    |
| Homicides                                      | 1                           | 4                                | 300%                       |
| Suicides                                       | 4                           | 2                                | -50%                       |





District 1



Captain Robert Fanelli  
352-393-7725

Lt. Charlie Ward  
352-393-7728

District 2



Captain Victoria Young  
352-393-7667

Lt. Lisa Scott  
352-393-7528

Sector Lieutenants:

District 1:

- Sector 1: Lt. Marc Plourde 352-339-6114
- Sector 2: Lt. Ed Wilkins 352-219-3078
- Sector 3: Lt. Sara Shipman 352-792-4609

District 2:

- Sector 4: Lt. Ariel Lugo 352-872-3323
- Sector 5: Lt. Marquitta Brown 352-642-6723
- Sector 6: Lt. Steven Bradford 352-339-6398



Lt. Steven Bradford



Lt. Marc Plourde



Lt. Ed Wilkins



Lt. M. Brown



Lt. Ariel Lugo



Lt. Sara Shipman



# District 1-Operations Prevention Efforts



- University of Florida Off Campus Life Neighborhood Walk
- Gun Buy Back

## Crime Watches/Community Meetings Attended

- Oak View/ Grove Street
- Phoenix
- NW 5<sup>th</sup> Ave
- Pleasant Street
- UPNA
- Butler Plaza



# District 1-Operations Intervention Efforts



## Partner and Community Builder Meetings

- Student Safety University PD
- UF Health Security
- Homeless Services
- Regional Violent Crime Meeting





# District 1-Operations Suppression Efforts



- Trespassing and Trash Dumping  
3631 SW Archer Rd
- Trespassing and Median Violations  
I-75/SW Archer Rd
- Downtown Patrols - Lynch Park
- Noise Complaints - Downtown
- Crowd Issues - SW 34<sup>th</sup> St
- Crowd Management -1100 WUA



# District 2-Operations Prevention Efforts



- Duval Community Back to School Event
- Santa Fe Back to School Bash
- Gun Violence Summit
- ReSt 4 First Responders
- Annual Fight Against Gun Violence at Dayspring Missionary Baptist Church
- Against All Odds
- Episcopal Children's Wild Reading Safari

## Crime Watches/Community Meetings Attended

- Bellamy Forge
- Black on Black
- Cumberland Circle
- Greater Duval Neighborhood Association
- Rock Creek





# District 2-Operations Intervention Efforts



## Partner and Community Builder Meetings

- DJJ/GPD Meet and Greet
- Homeless Services
- AMIKids Presentation
- DOJ Presentation
- Regional Violent Crime Meeting
- Lewis Place Summer Program Celebration
- Gainesville Masonic Lodge #41 Dinner
- Sweetwater Square



# District 2-Operations Suppression Efforts

## Pro-active Policing/Referrals

- Gun Violence – multiple locations
- Burglary- NW 23<sup>rd</sup> Blvd
- Trespassing – Hoggetowne Creek/Grace
- Quality of Life – Hoggetowne Creek/NW 13<sup>th</sup> St
- Median and Pedestrian Violations - Citywide
- Clarence Kelly Center – 1701 E 8<sup>th</sup> Avenue
- Bentley's -1138 NE 16<sup>th</sup> Avenue
- Alfred A. Ring Park – 1801 NW 23<sup>rd</sup> Blvd





# Criminal Investigations Division

## Robbery/Homicide Investigations



### **Homicide x 2 /Att. Homicide**

- Investigated by Detective W. Williams
- Arresting Officer Velasquez
- July 2023
- 900 West University Ave
- Offender Arrested –**Ja’zier Myers BM 12-20-02**



### **Homicide**

- Investigated by Detective V. Bernal
- August 2023
- 1900 SE 4th St
- Offender Arrested–**D’Angelo Deed BM 10-10-02**



# Criminal Investigations Division

## Child and Sex Crimes Investigations



**Felony Murder, Aggravated Child Abuse (2 counts), and Child neglect (2 counts).**

- Investigated by Detective R. Johnson
- September 1, 2023
- 4000 NW 43<sup>rd</sup> ST
- Offender Arrested
  - **Donrea McLaughlin, 5/10/01**
  - **Sean Lee II, 3/1/01**



# Criminal Investigations Division

## Child and Sex Crimes Investigations



### **Lewd or Lascivious Molestation X2**

#### **Attempted Sexual Battery of a Minor**

- Investigated by Detective R. Johnson
- July 6, 2023
- Offender Arrested – **Gabriel Hemenez 10/09/1994**



### **Lewd Or Lascivious Battery Encourages/forces Person Under 16, Lewd Or Lascivious Conduct By Person 18yoa Or Older**

- Investigated by Detective R. Johnson
- July 18, 2023
- Offender Arrested – **Christian Vargas 02/24/2004**



# Criminal Investigations Division

## Internet Crimes Against Children



### Possession of Child Pornography and Distribution of Child Sexual Abuse Materials

- Investigated by Detective D. Montague
- June 22, 2023
- Offender Arrested – **Adrian Alan Jones (W/M, 04-24-1987)**



### Possession of Child Pornography and Distribution of Child Sexual Abuse Materials

- Investigated by Detective D. Montague
- August 1, 2023
- Offender Arrested – **Matthew Johnson (W/M, 09-28-1998)**



### Possession of Child Pornography and Distribution of Child Sexual Abuse Materials

- Investigated by Detective D. Montague
- August 14, 2023
- Offender Arrested – **Tyler McCann-Carter (W/M, 04-23-1999)**



# Criminal Investigations Division

## Case Dispositions: Violent Crime

Aggravated Assault w/Firearm- 1100 NW 15<sup>th</sup> Avenue - Dakwan Perry BM 4-17-03

- 6 years DOC for the VOP

Manslaughter- 2200 SE 12th Terrace - Stephen Hutchinson BM 4-4-93

- 20 years DOC

Armed Robbery- SW Archer Rd/I-75 - Terrance Davis BM 4-30-91

- 5 years DOC concurrent with a 23 years DOC sentence for VOP.

Gun/Drug Violation-Antonio Price BM 12-18-84

- 80 months federal prison

Possession of Firearms/Fraudulent Paperwork-Antoine Smith BM 11-18-82

- 90 months federal prison. He still has an open firearm case out of Miami-Dade

Lewd/Lascivious Battery on Person l/t 16yoa - Raynard Foster BM 9-7-00

- 15 years DOC



Attempt Homicide- 2007 NE 27th Avenue - Dwight Terry BM 5-7-92

- 10 years DOC





# Criminal Investigations Division Special Investigations Division



## Operation Cool Runnings

- Jamaican food truck location that many of the members of the drug operation used as a hang out.
- This investigation continued for approximately 2 to 3 months.
- At the end of this operation a total of 9 search warrants were executed (5 City of Gainesville, 2 Alachua County, 2 Lake County).
- Total seizures from this investigation were: ½ kg Cocaine, 17.2 lbs., Cannabis, 1 kg Substitute Cathinone (Molly), 8.1g Fentanyl, 4g Butane Hash Oil, 50 Buprenorphine Patches, various prescription pills, 10 – handguns (2 confirmed stolen), 2- rifles and \$40,970.10 in Cash

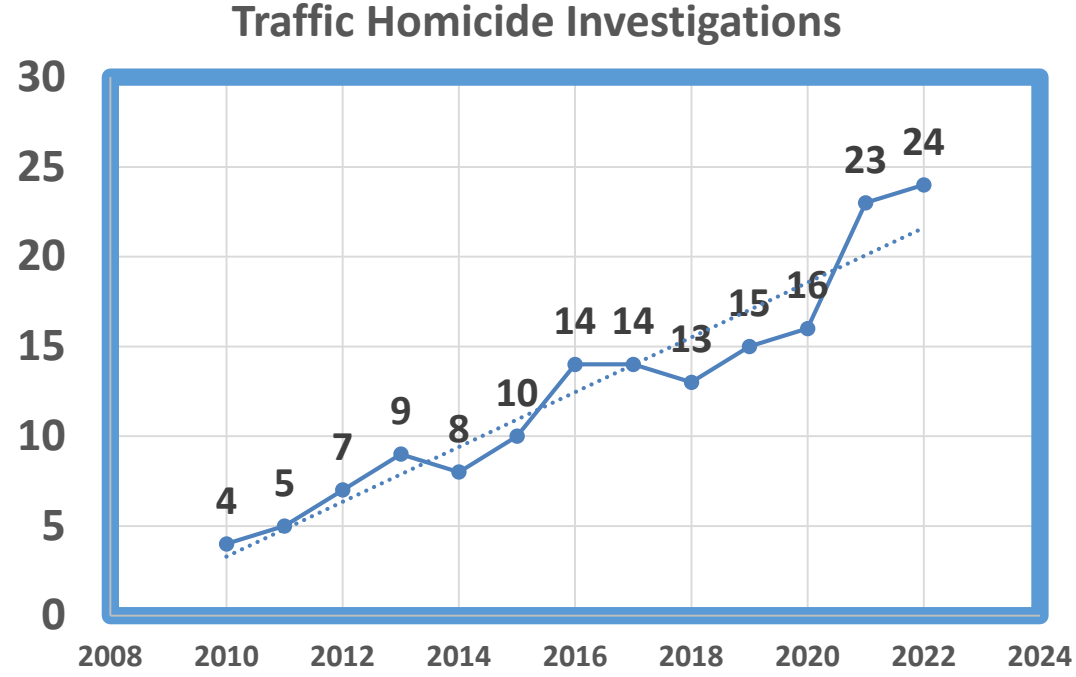




# 2010 – 2023 Traffic Crash Homicide Investigations

| <u>YEAR</u> | <u>THI</u> |
|-------------|------------|
| 2010        | 4          |
| 2011        | 5          |
| 2012        | 7          |
| 2013        | 9          |
| 2014        | 8          |
| 2015        | 10         |
| 2016        | 14         |
| 2017        | 14         |
| 2018        | 13         |
| 2019        | 15         |
| 2020        | 16         |
| 2021        | 23         |
| 2022        | 24         |
| 2023        | 13         |

Traffic Homicide Investigations “THI” (Actual Loss of Life)



# 2023 Major Traffic Crashes 4<sup>th</sup> Quarter (FY 2023)



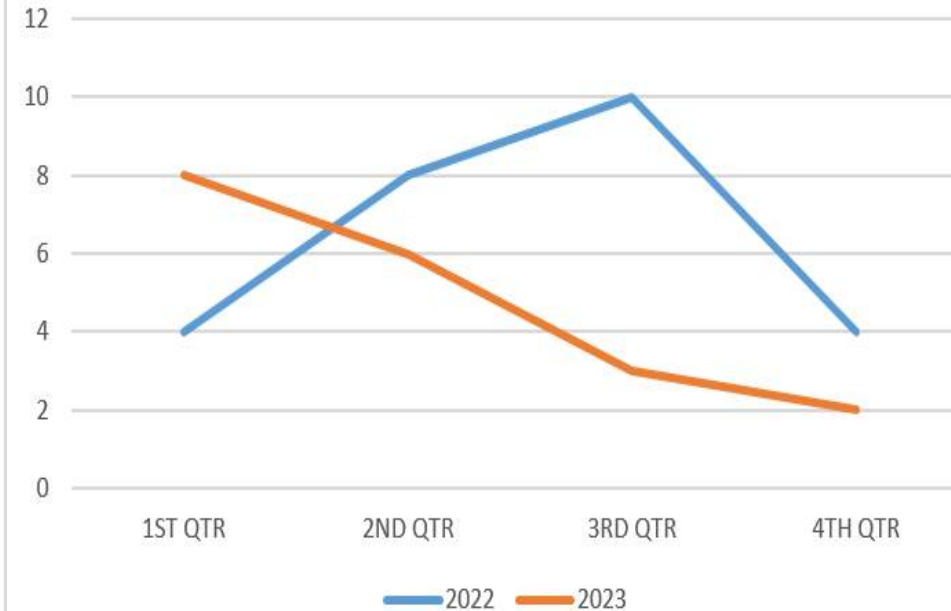
Bike or Pedestrian **serious bodily injury** crashes for quarter: **0**

Bike or Pedestrian **fatality** crashes for quarter: **2**

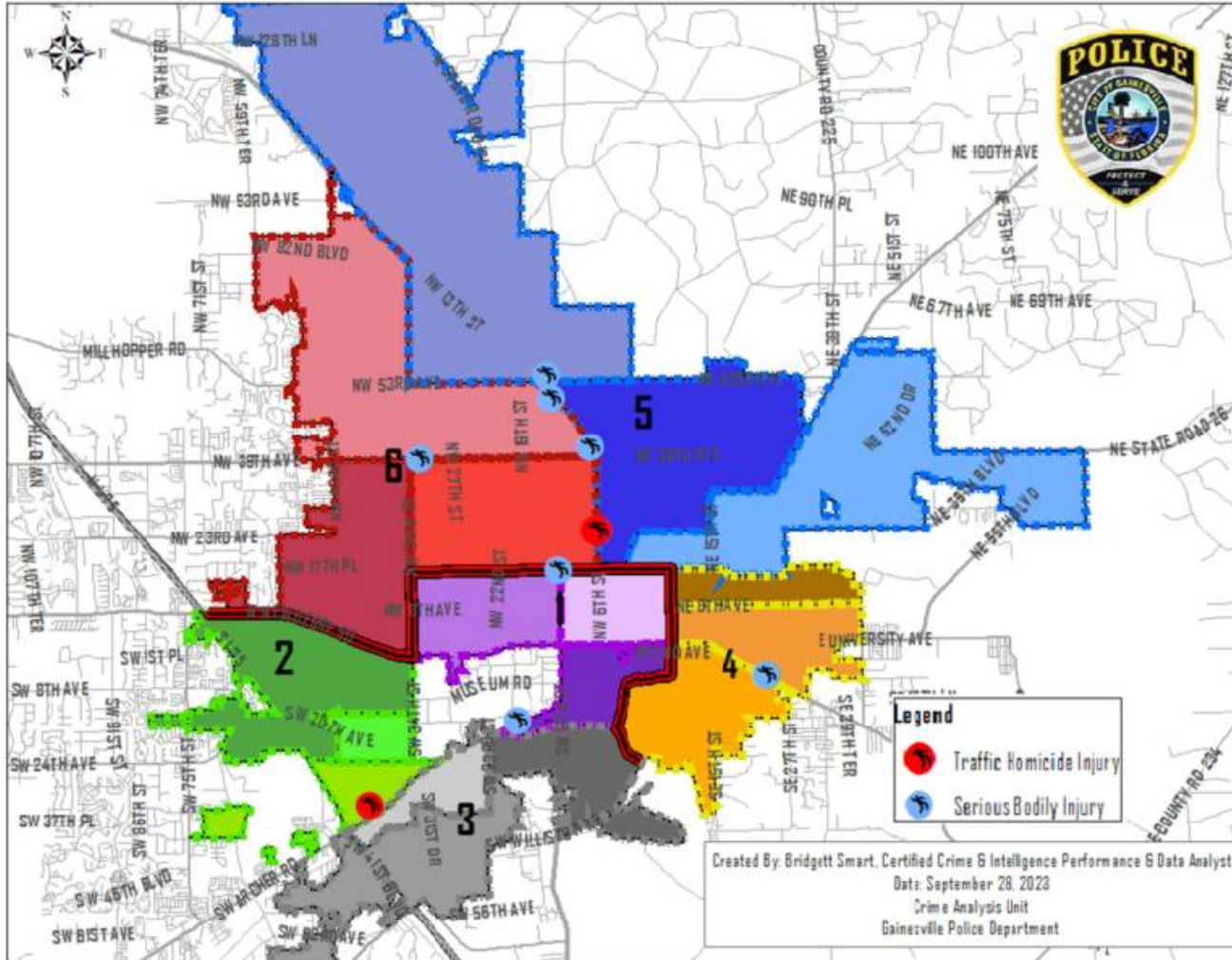
4TH QUARTER SERIOUS BODILY INJURY



4TH QUARTER TRAFFIC FATALITIES



# 2023 Major Traffic Crashes 4<sup>th</sup> Quarter (FY 2023)



# 4<sup>th</sup> Quarter (FY 2023) Traffic Details & Initiatives



## Speeding in School Zone

- 100 Traffic Stops, 22 Citations
- 85 Warnings, 2 Arrests

## Speeding -2800 WUA -07/02/2023

Results: 34 citations, 1 warning

## Alcohol Eduation:101 (PBT Detail)

- 8/18: 128 surveys conducted

## Running Red Light - 600 NW 23<sup>rd</sup> Avenue

- Results: 4 citations

## School's Back: Hit the ground running NOT driving (DUI Saturation Detail)

- 8/25: 1 DUI Arrest, 30 Citations, 22 Warnings





# 4<sup>th</sup> Quarter (FY 2023) Community Involvement

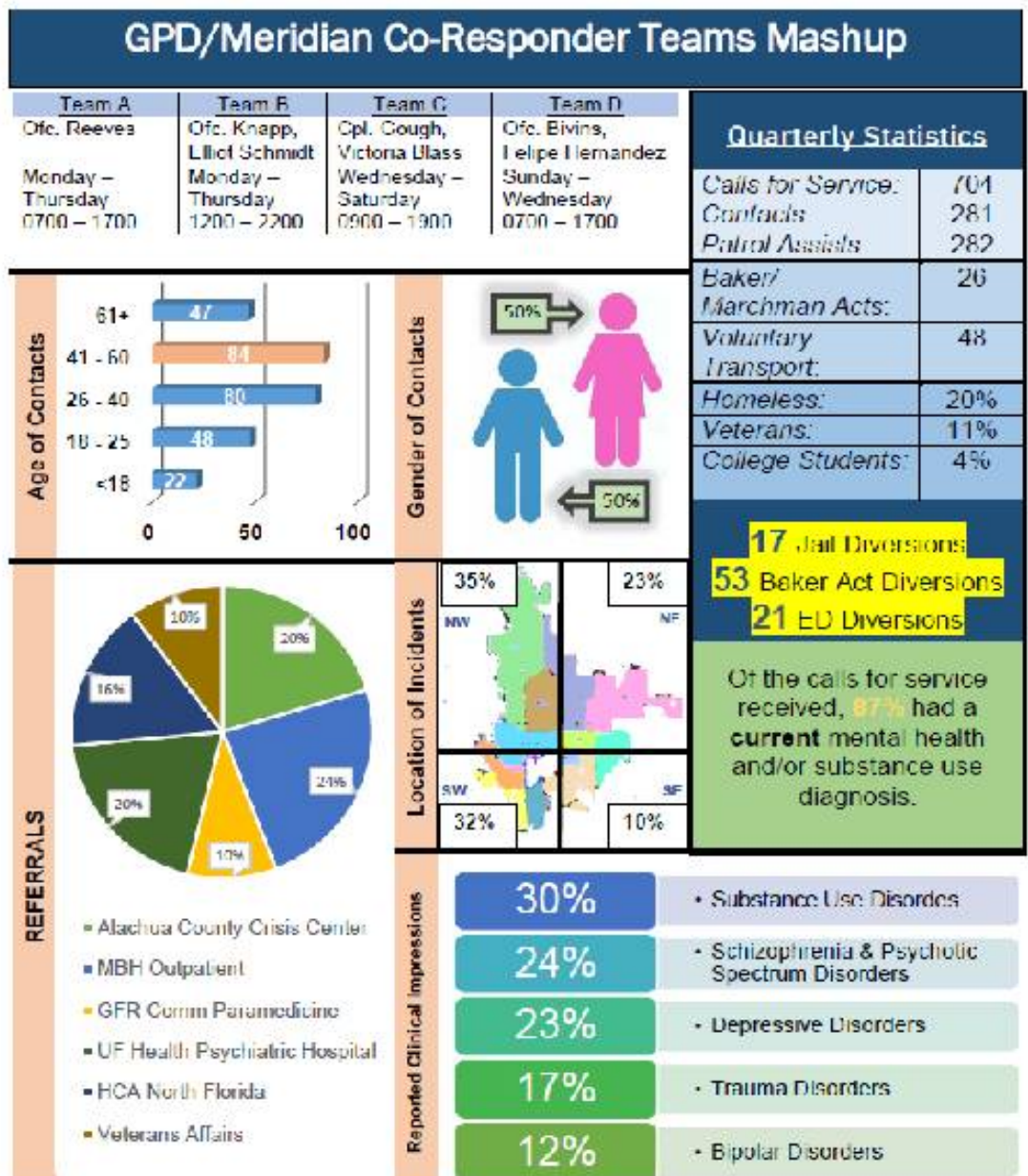


## 7 Community Events Attended



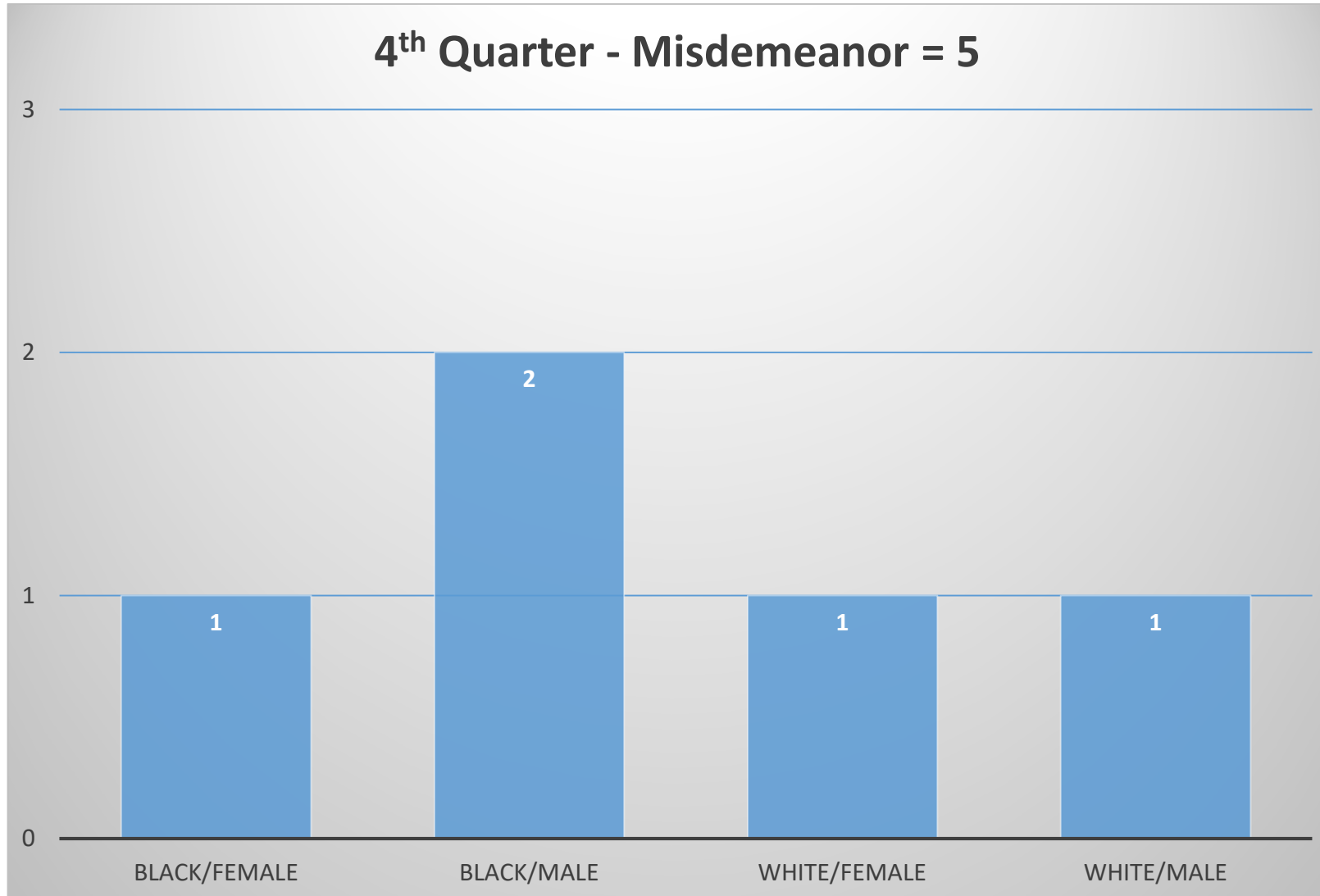


# Co-Responder Team





# Gainesville Pre Arrest Diversion Program




# Gainesville Pre Arrest Diversion Program

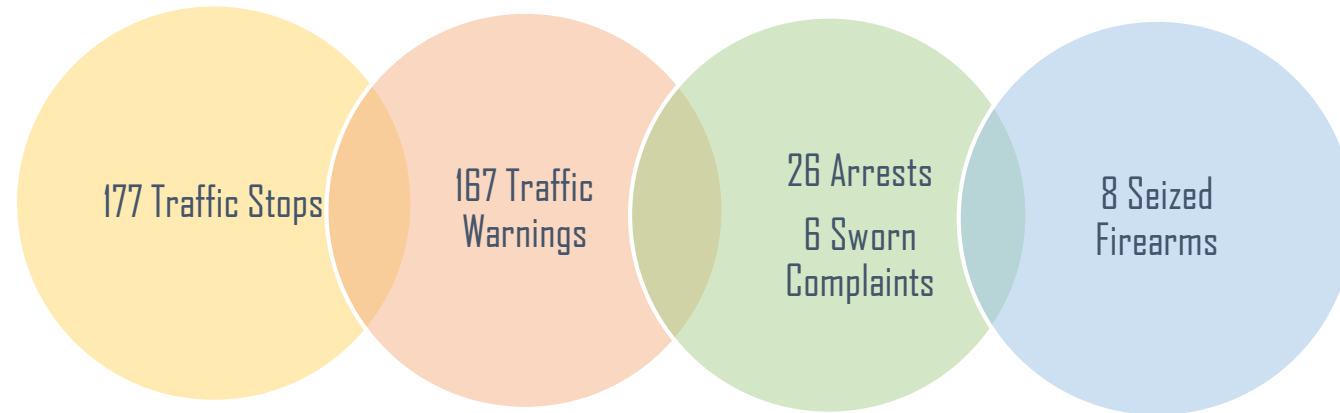
| Race/Sex                     | 3rd QTR - 2023<br>Apr 1st - Jun 30th | 4th QTR - 2023<br>Jul 1st - Sep 30th | % Change from Last<br>QTR |
|------------------------------|--------------------------------------|--------------------------------------|---------------------------|
| Black/Female                 | 2                                    | 1                                    | -50%                      |
| Black/Male                   | 1                                    | 2                                    | 100%                      |
| White/Female                 | 0                                    | 1                                    | 100%                      |
| White/Male                   | 0                                    | 1                                    | 100%                      |
| <b>Total GPA's<br/>Given</b> | <b>3</b>                             | <b>5</b>                             | <b>67%</b>                |



# Gun Violence Initiative - GVI



The Gun Violence Initiative started efforts toward decreasing gun violence in the City of Gainesville on August 21, 2023.



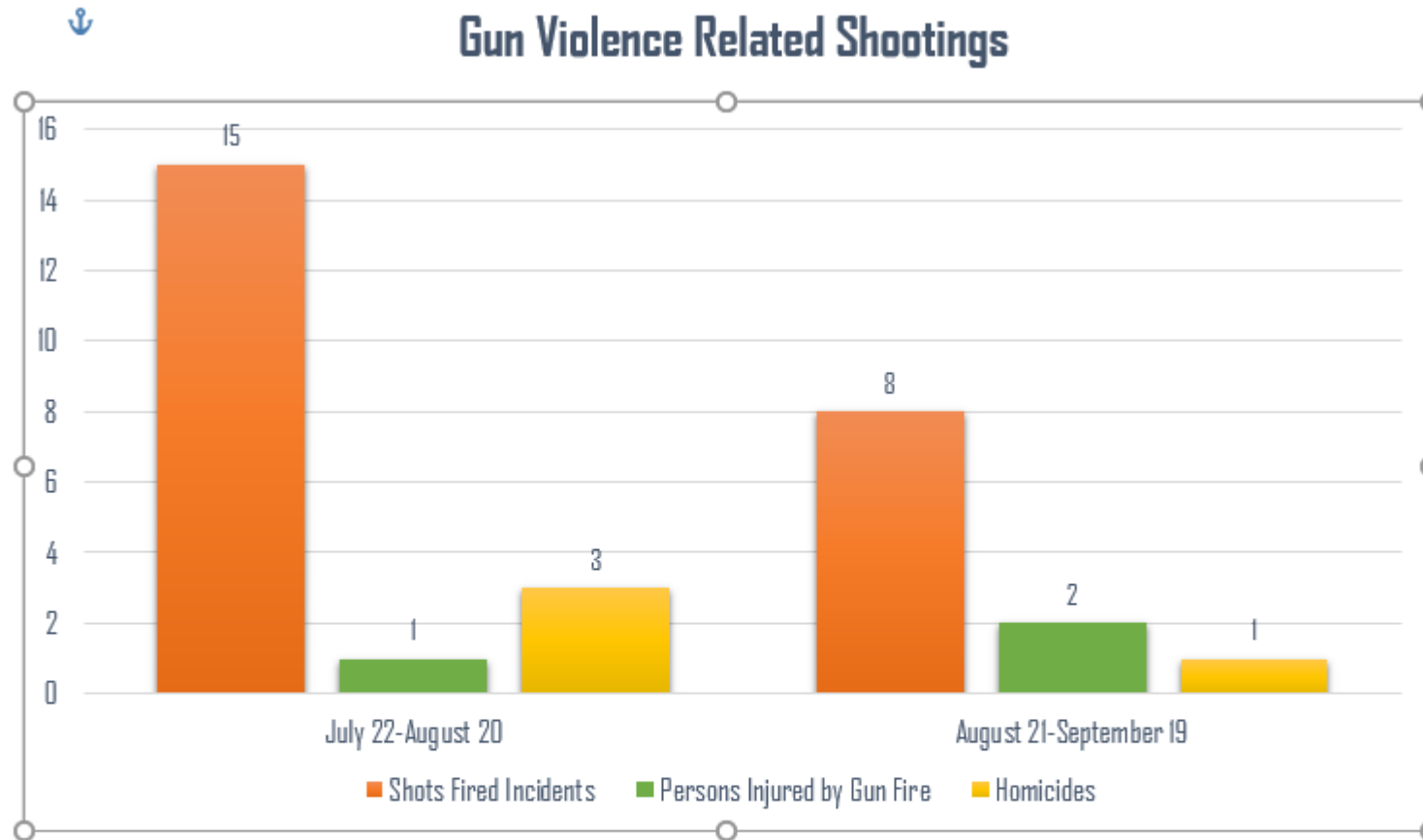
## Community Efforts

In addition to the above efforts, Officers of the Gun Violence Initiative have made contact with local business owners and management regarding quality-of-life issues and potential practices to assist with criminal activity. In conjunction with rebuilding relationships with other law enforcement agencies to identify significant offenders within the community.

An example of rebuilding relationships with other law enforcement agencies would be the partnership that has been reestablished with the Juvenile Probation Office. The officers assigned to the initiative have completed **51 juvenile curfew checks** since the start of this initiative, of those checks, **10 were found to be in violation.**



# Gun Violence Initiative - GVI



**Statistical Analysis:**

There was a **47% decrease** for the number of confirmed shots fired incidents.

\*Person Injured by Gun Fire & Homicides were included for informational purposes only.



# B.O.L.D. Brave Overt Leaders of Distinction



Officer Diamond Smith,  
Program Director

Antravious Bedford,  
Intervention Specialist

Adrian Scott,  
Intervention Specialist

Diane Rowe,  
Staff Specialist



# B.O.L.D. Brave Overt Leaders of Distinction

The B.O.L.D. program provides one-of-a-kind holistic services like no other community-based organization designed to work with young men and women with challenging backgrounds.

High School Diploma/ GED

SF College Vocational Training

State Identification Card

Community Services

Continuing Education

Talent Development

Employment

Mentoring

Job Readiness

Housing Assistance

Apprenticeships thru Santa Fe College

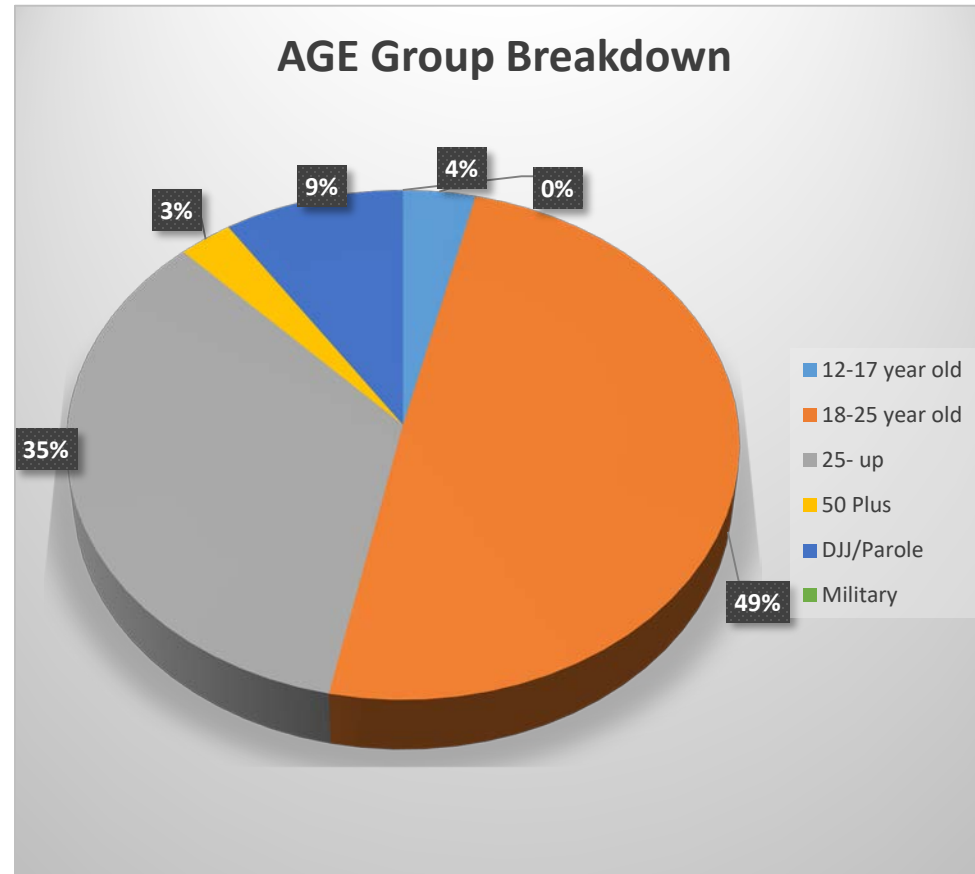
Clothes Closet



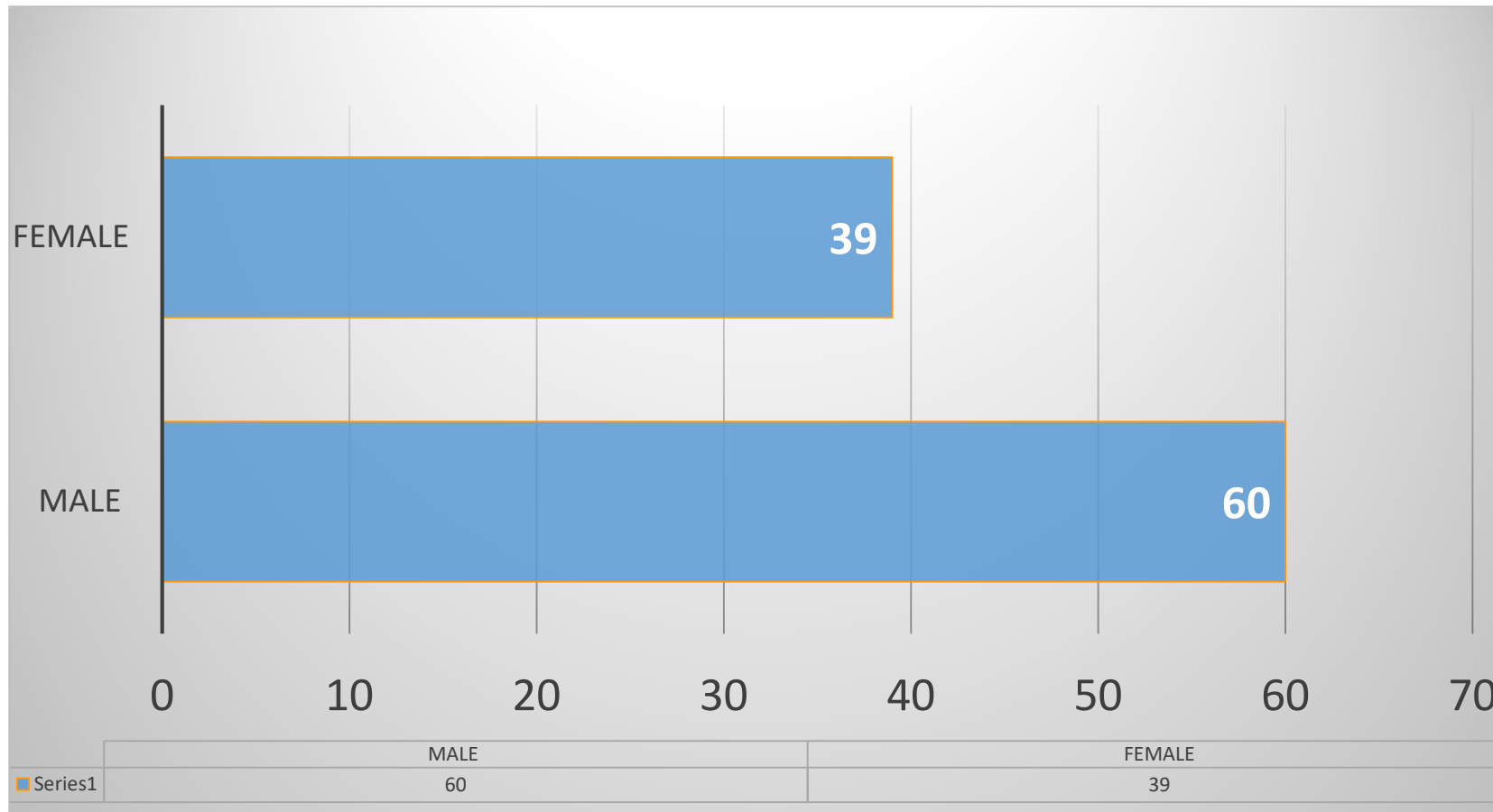


# B.O.L.D. Brave Overt Leaders of Distinction

|                       |    |
|-----------------------|----|
| <b>12-17 year old</b> | 4  |
| 18-25 year old        | 53 |
| <b>25- up</b>         | 37 |
| 50 Plus               | 3  |
| <b>DJJ/Parole</b>     | 10 |
| <b>Military</b>       | 0  |



# B.O.L.D. Brave Overt Leaders of Distinction



# Pastor's One Community Workgroup



The Ceasefire Community Workgroup met at AMIKids on September 12, 2023.

- 23 youth in attendance along members of the Pastors.
- 4 individuals requested resources.



On September 13<sup>th</sup> at DR Williams Fellowship Hall, the Ceasefire Community Workgroup met with the Florida Department of Corrections probationers.

- 25 individuals on probation and parole.
- 3 of these individuals showed interest in job and educational opportunities within the BOLD Program.



# Personnel



A GPD certified officer (no college degree) starts at \$48,568. Two year degree raises that to \$50,294.

Of the 10 agencies surveyed, only 2 others are lower than GPD's starting pay. State Law Enforcement now starts at \$55K.

**Career Fairs:** FSU all majors career fair.

**Local Police Academy Visits:** Santa Fe College, Florida Gateway College

**GHFC Tabling:** They are working with us on advertising and allowed us to set up a table in the lobby.

**SFC Women Athletes:** We attended several events to include Volleyball and an athletic event to help them improve their interpersonal communication skills.

**Military Outreach:** Ft. Moore, GA has a recurring event for members that are preparing to exit the military.

**Civilian Opportunities:** We have a high turn over rate for our Service Technicians. We are working with class and compensation regarding a job audit analysis.





# Civilian of the Quarter



**John Holt**  
**Field Service Technician I**





Questions?

