



2022-633



Quarterly Update

Joe Dixon, *Fire Chief*



S.W.O.T.

STRENGTHS	Our core personnel....
WEAKNESSES	Reserve capacity...people and equipment Technical rescue...training and equipment
OPPORTUNITIES	Surtax, partnerships, innovative thinking, creative funding (Fire Assessment)
THREATS	Our facilities... staffing/retention City expansion...up and out

City of Gainesville





Constantly Adapting

- Mobile Integrated Health
- Statewide deployment capability
- Homelessness
- Community Health
- Community First

City of Gainesville





Response Key Performance Indicators

Call Processing



Turnout Time



Travel Time

City of Gainesville

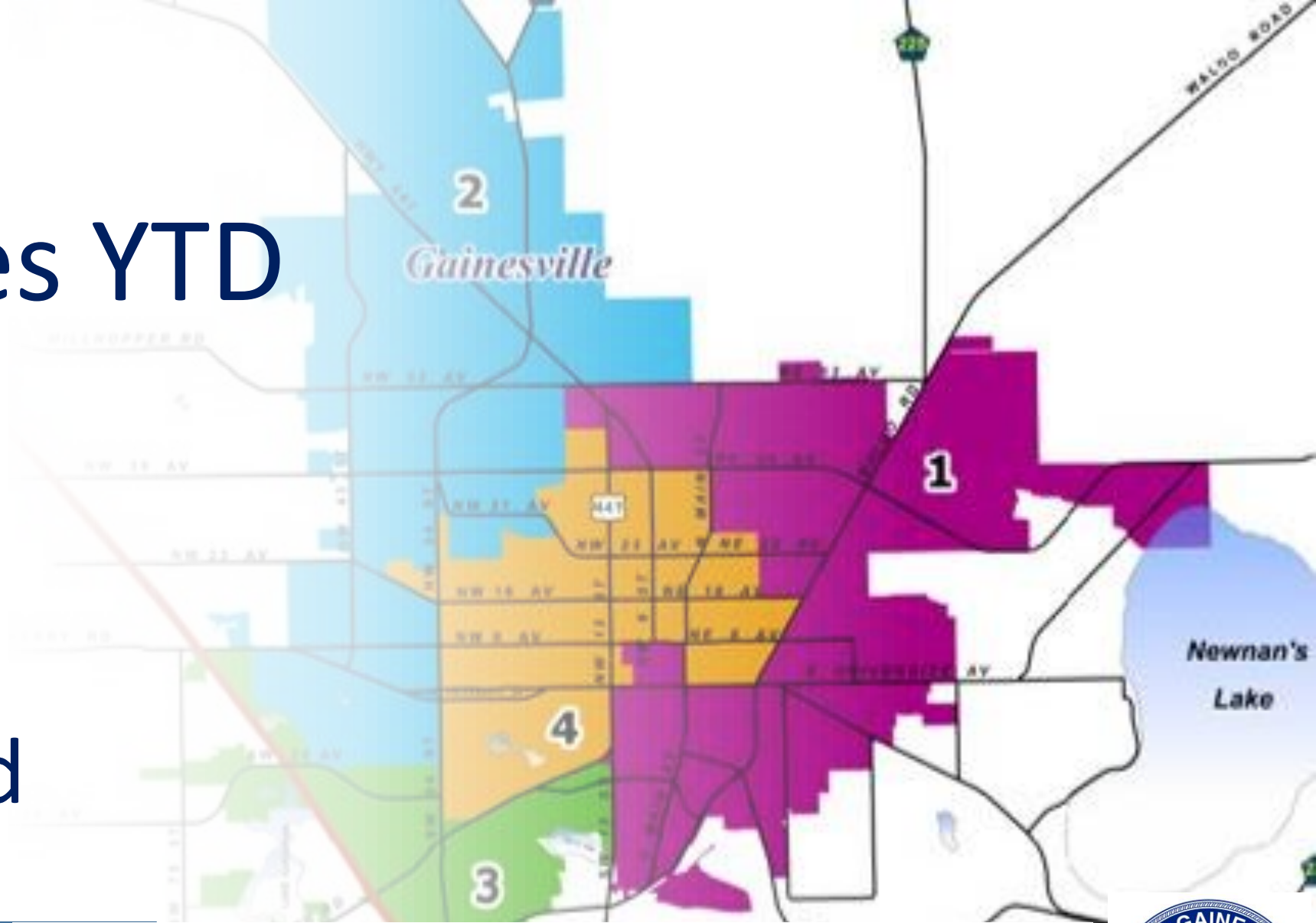




Travel Times YTD

Actual
3:44

1710 Standard
4:00



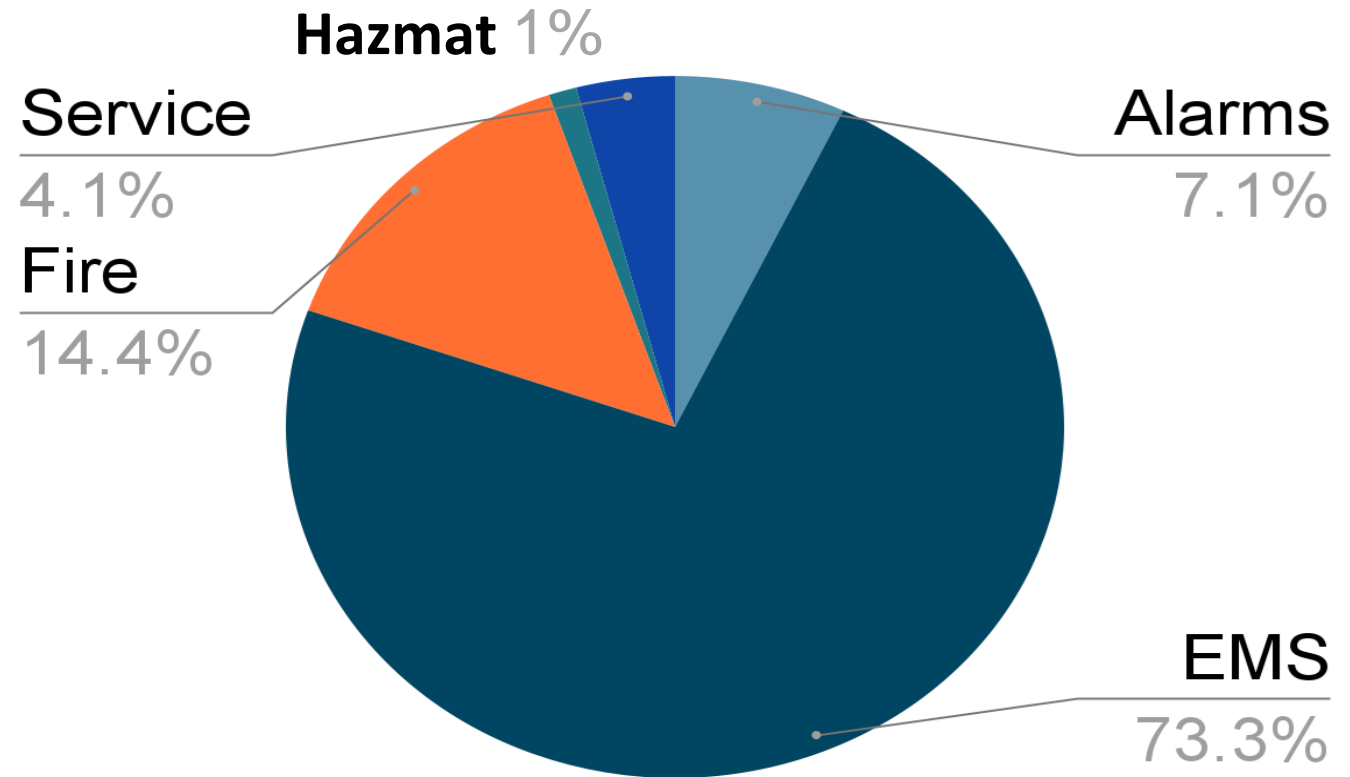
City of Gainesville





2022 Incidents YTD: 16,767
Unit Responses YTD: 21,706

Percentage
of Incidents
by Group



City of Gainesville





District 1: 1/1-10/1/2022



Turnout Times

<u>District 1</u>	Unit Responses	<u>% of time that Turnout is met</u>	
		<u>60 sec (EMS)</u>	<u>80 sec (Fire)</u>
Engine 1	1457	80%	92%
Truck/Quint/Tower 1	1070	75%	82%
Squad 1	2343	70%	91%
Engine 2	2207	79%	96%
Truck/Quint/Tower 2	836	84%	97%
Engine 3	2134	74%	98%
Squad 3	1558	84%	97%
Overall District 1 Units	11605	77%	92%

City of Gainesville





District 2: 1/1-10/1/2022



Turnout Times

District 2

Engine 4

Engine/Truck 5

Engine 7

Engine/Truck/Quint 8

Ladder/Truck/Quint 9

Overall District 2 Units

Unit Responses	<u>% of time that Turnout is met</u>	
	<u>60 sec (EMS)</u>	<u>80 sec (Fire)</u>
1767	84%	95%
1926	66%	95%
1292	84%	97%
1311	85%	97%
2076	76%	95%
8372	78%	96%

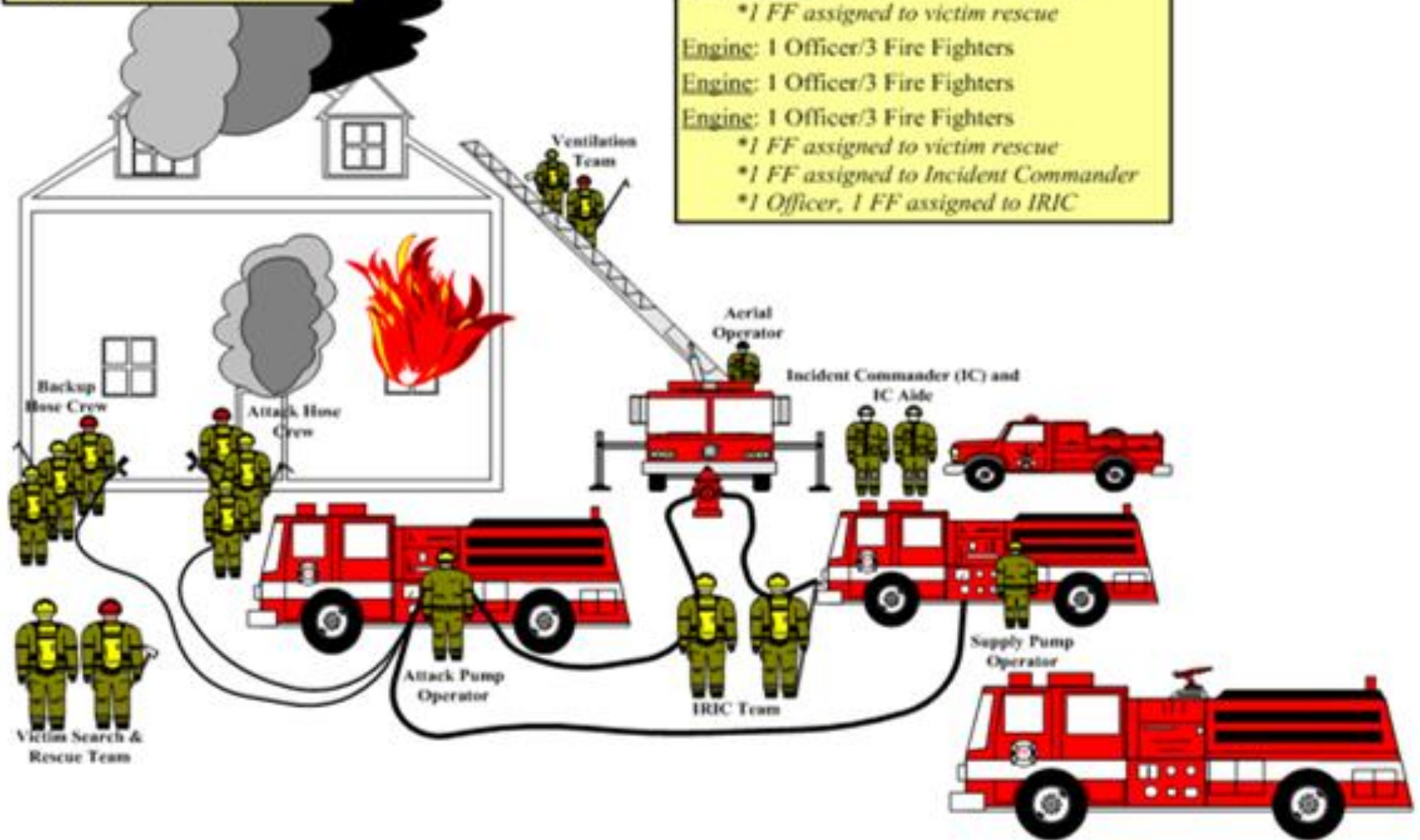
City of Gainesville





15 PERSONNEL REQUIRED
*17 if Aerial Device and
Supply Pump are in Operation*

TOTAL ON SCENE: 17
Incident Command Vehicle: 1 Chief Officer
Ladder Truck: 1 Officer/3 Fire Fighters
 *1 FF assigned to victim rescue
Engine: 1 Officer/3 Fire Fighters
Engine: 1 Officer/3 Fire Fighters
Engine: 1 Officer/3 Fire Fighters
 *1 FF assigned to victim rescue
 *1 FF assigned to Incident Commander
 *1 Officer, 1 FF assigned to IRIC



NFPA 1710

Initial Full Alarm Assignment
Deployable Within 8 Minutes

City of Gainesville





GFR Totals By Jurisdiction FY2022

Jurisdiction	Oct-21	Nov-21	Dec-21	Jan-22	Feb-22	Mar-22	Apr-22	May-22	Jun-22	Jul-22	Aug-22	Sep-22
Unincorporated Alachua County	91	88	88	101	103	87	86	123	109	114	113	86
Alachua	2	2	1	2	-	1	1	1	3	3	1	-
Archer	-	-		-	-	-	-	-	-	-	-	-
Gainesville	1,634	1,549	1,527	1,717	1,512	1,663	1,605	1,680	1637	1,821	1,816	1,723
Hawthorne	-	-	-	-	-	-	-	-	-	-	-	-
High Springs	-	-	-	-	1	-	-	-	-	1	-	-
Lacrosse	-	-	-	-	-	-	-	-	-	-	-	-
Micanopy	-	-	-	-	-	-	-	-	-	-	-	-
Newberry	-	-	1	1	-	-	-	-	-	-	-	-
University of Florida	111	91	46	57	61	94	73	56	57	58	80	123
Waldo	-	-	1	-	-	-	-	-	-	-	-	-
Out of County	-	-	-	-	-	-	-	-	-	-	-	-
Totals	1,838	1,730	1,664	1,878	1,677	1,845	1,765	1,860	1,806	1,997	2,010	1,932


City of Gainesville





Risk Reduction

- **865** Fire safety inspections
- **1053** Safety violations corrected
- **3,733** Buildings inspected
- **21M** SqFt. inspected
- **165** After-hours bar and nightclub inspections



City of Gainesville





Risk Reduction

Fire Investigations: 72 to date

Public Education

- **71** Activities
- **2,532** Neighbor contacts
- **132** Free smoke alarms installed
- **49** Car seats installed

City of Gainesville





Training

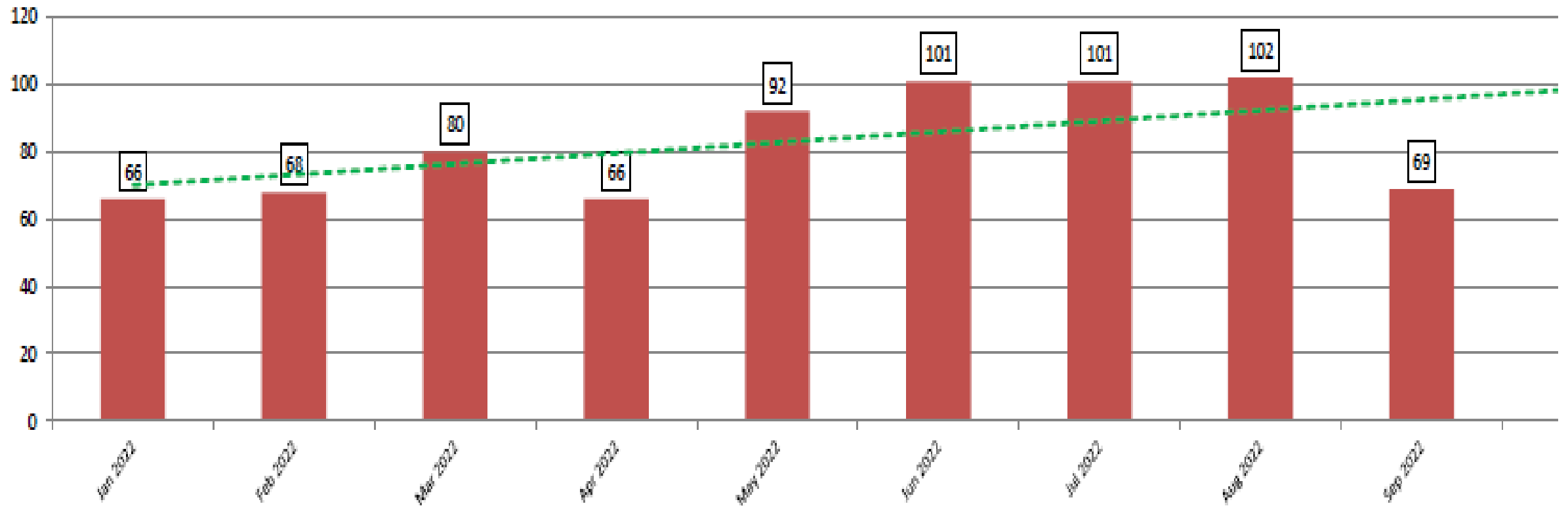
- **Total Training Hours:** *300 hours per member.*
 - 7 Live Fire Training Evolutions / New Hire Orientation / Vehicle Extrication Scenarios / Daily Single Company Training
- **Certifications** in Advanced Cardiac Life Support (ACLS) and Pediatric Advanced Life Support (PALS).
- **Training Focus:** Responding To a Growing City.
 - High Rise Multi-Company Drills
- **Training for an All-Hazards Response**
 - Radiation, Cardiac Arrest, Heat Emergencies, Hazmat Training, Tech Rescue Training, Hose line Deployment
- **Professional Development Curriculum**
 - State Driver Operator Courses, State Fire Officer Courses

City of Gainesville



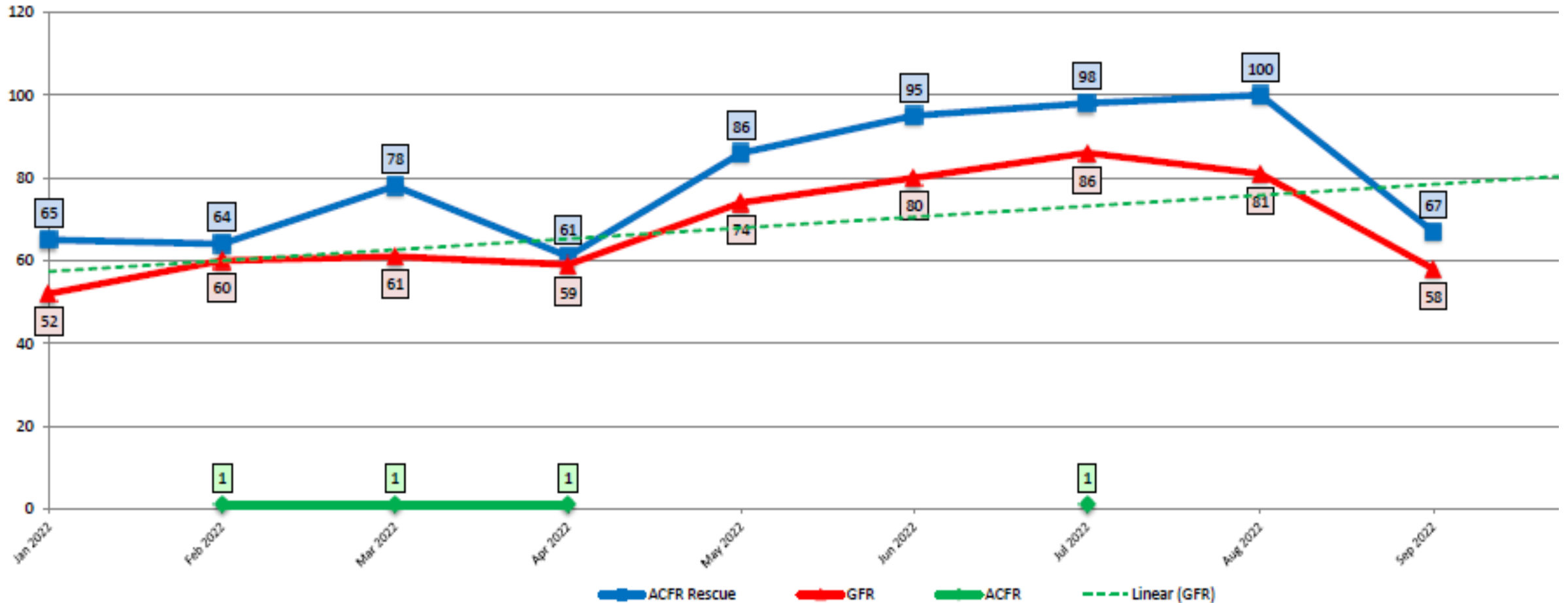
GRACE

Count of Incidents GFR/ACFR Units Dispatched to Grace/Dignity Village/Empowerment Center including Rescue/CC Units (6278) beginning May 2014
Chart Displays YTD for 2022



GRACE

Count of Unit Dispatches to Grace/Dignity Village/Empowerment Center
11,317 since May 2014: ACFR Rescues = 6158, GFR Units = 5102, ACFR Fire Units = 57 Chart Displays YTD for 2022
(excludes like units canceled by a closer unit)

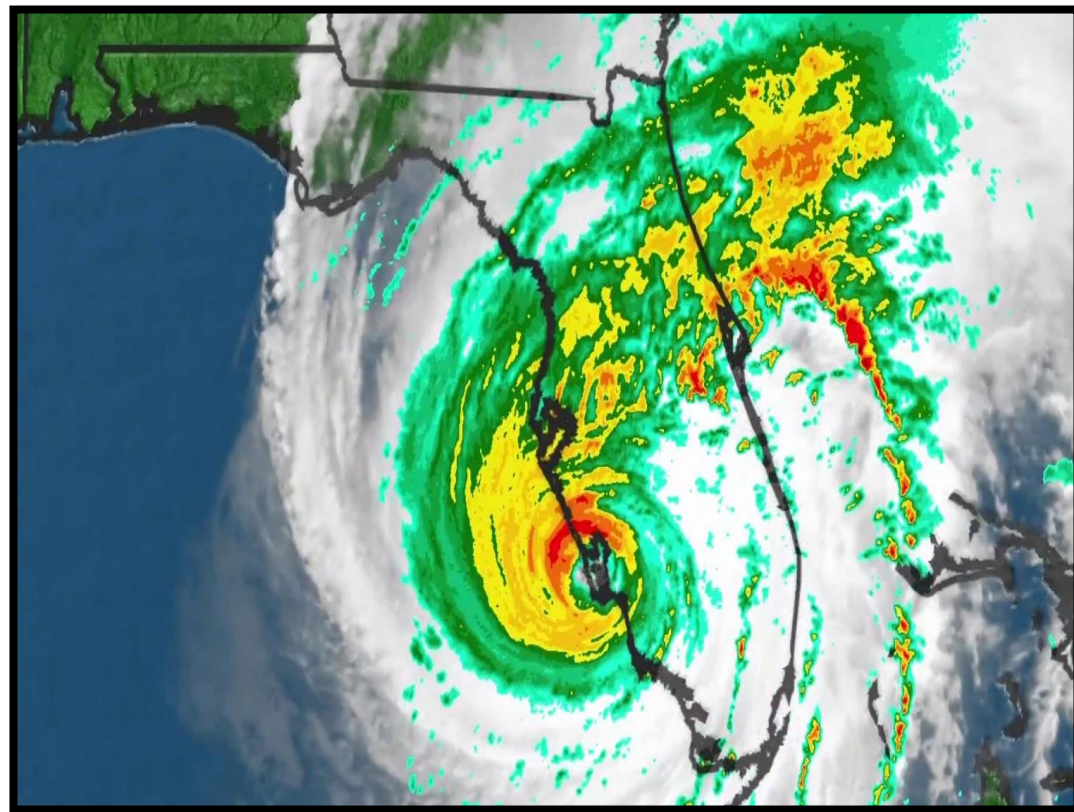




The Radar

- Responder Well-being
 - Facilities
 - Continuous hours of work
- Fleet Replacement
- C.I.P
- Service Enhancement
 - Water Rescue
 - City Expansion

*Up and out

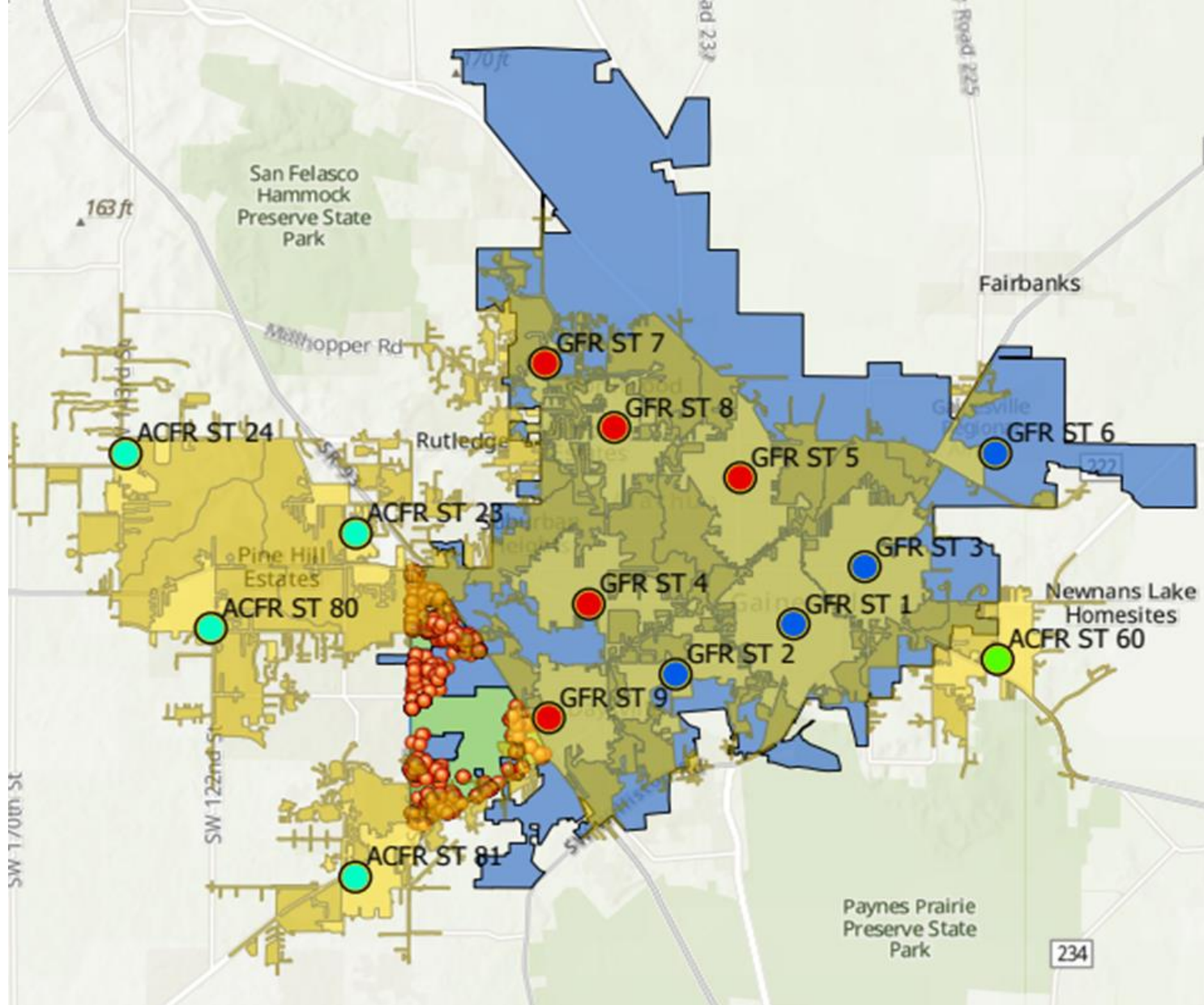


City of Gainesville





Annexation Impacts

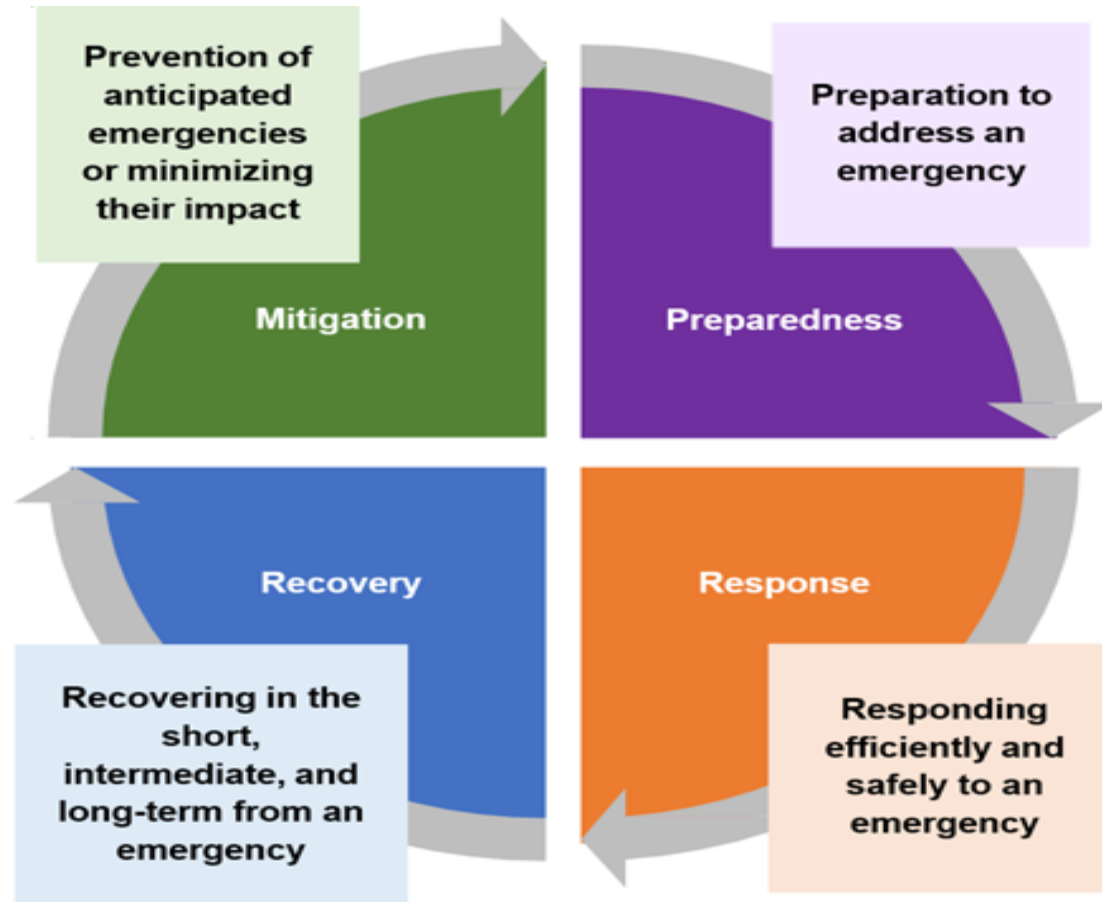


City of Gainesville





Emergency Management



City of Gainesville







Better to Give ...Than Receive







Thank you!



Gainesville, FL

Responsible
Accountable
Professional
Innovative
Dedicated