

Study finds PFAS compounds in beers

Data: Brew found to have highest concentration came from Michigan

Keith Matheny
Detroit Free Press
USA TODAY NETWORK

DETROIT — If potentially health-harming, nonstick “forever chemicals” are in a brewery’s water supply, these per- and polyfluoroalkyl substances tend to end up in its beer, a study has found.

And though the study doesn’t name the beers it tested or their brewers, it found PFAS compounds in beers from counties in North Carolina, California and Michigan where PFAS are known to be in drinking water supplies.

“We found if there is PFAS in the drinking water that the brewery is using that there tends to be PFAS in the beer that consumers are drinking, unless there is advanced filtration that’s happening like reverse osmosis or activated carbon — which is not happening in a lot of cases at this time,” said Jennifer Hoponick Redmon, the study’s lead author.

Redmon is senior director of the environmental health and water quality program at RTI International, an independent, nonprofit research organization based in North Carolina focused “on science-based solutions to help human health and the environment.”

The study also analyzed popular national beers that were brewed in Massachusetts, Pennsylvania, Wisconsin, Missouri and Colorado, as well as international beers made in the Netherlands and Mexico.

Some 23 different beers were studied, primarily plain lagers and ales from each company or brewery for consistency and because lighter beers were less onerous to prepare, clean and analyze with laboratory equipment. Researchers evaluated for the presence of 17 different PFAS compounds in beer using a U.S. Environmental Protection Agency method for measuring PFAS in drinking water.

All told, PFAS compounds showed up in 11 of 19 beers studied in a phase of the research that only looked at one sample from each beer; and showed up in 13 of the 15 beers sampled in a phase where five different cans of the beer were tested.

“One of the five popular national beers and one of three international beers contained detectable PFAS,” the study found.

At least 18% of breweries operating in the United States are in areas with detected PFAS in municipal water, the researchers found.

“North Carolina beers, particularly those within the Cape Fear River Basin, generally had detections of more PFAS species than Michigan or California beers, which reflects the variety of PFAS sources in NC,” according to the study.

As the study’s focus was to examine the potential connection between PFAS in a municipal water supply and in beer using that same water, no attempt was made to evaluate all beers or breweries in the areas examined, Redmon said. RTI tested two beers in Michigan, and as with the other beers examined, samples were taken from each beer in a full



At least 18% of breweries operating in the United States are in areas with detected polyfluoroalkyl substances in municipal water, researchers at RTI International found. GETTY IMAGES

six-pack to look at variation within the six-pack.

Of all the beers studied nationwide, the one with the highest concentration of PFOA, one of the longest-used and most understood PFAS compounds, came from a brewery in Kalamazoo County, Michigan, at 8.374 parts per trillion.

The Maximum Contaminant Level, or MCL, for PFOA in U.S. drinking water is 4 parts per trillion, set by the EPA last year. A public water system with PFOA levels above the MCL would be required to take action to reduce levels, though the Trump administration earlier this year moved to extend the compliance deadline for PFOA and another common PFAS compound, PFOS, by two years, from 2029 to 2031.

From the mid-20th century to today, PFAS was used in a host of industrial and consumer products, from firefighting foam to nonstick, Teflon pots and pans; Gore-Tex waterproof clothing; Scotchgard stain and water protectants; and even sandwich wrappers, microwave popcorn bags and dental floss.

Scientists now, however, understand the chemicals’ persistence, and the compounds have been linked to health problems including cancer, thyroid and liver disorders, and more.

“These compounds are lingering in our environment even though some of them are not being used in commerce today like they were back in the early 2000s and before,” Redmon said.

Chuck Skypeck is technical brewing projects director for the Brewers Association, a nonprofit trade group based in Boulder, Colorado, representing America’s more than 9,000 breweries. In a blog post, he alerted fellow brewers to the PFAS detections in beer found in the RTI International study.

“Due to the ‘forever’ nature of PFAS compounds, this chemical contamination is not an issue unique to the brewing industry,” he said.

Breweries should check with their municipal or private water suppliers to see if the water meets EPA allowable limits for the compounds, or, if using well water, test their wells for the compounds, Skypeck said. He also recommended reverse osmosis and carbon filtration systems.

“Common filtration methods used in breweries can, when systems are well maintained, help minimize PFAS con-

tamination,” he said.

There are more than 16,000 PFAS compounds, and virtually no scientific research has been conducted on most, Redmon said.

RTI recommends consumers examine whether brewers state that they filter their water, check annual municipal water quality reports, and consider supporting brews taking the extra steps to filter their water at heightened expense.

“And then from a consumer perspective, PFAS are in our environment and in our beer because we also use PFAS in our consumer products,” Redmon said. “Consider your purchases when buying things — if something says it’s stain resistant or water repellent, it’s likely to contain PFAS unless it particularly states that it does not.”

Contributing: Charlie White, USA TODAY Network

NOTICE OF PROPOSED TAX INCREASE

The City of Gainesville has tentatively adopted a measure to increase its property tax levy.

Last year’s property tax levy:

A. Initially proposed tax levy\$70,891,152

B. Less tax reductions due to Value Adjustment Board and other assessment changes.....\$ 186,836

C. Actual property tax levy.....\$70,704,316

This year’s proposed tax levy\$80,703,648

All concerned citizens are invited to attend a public hearing on the tax increase to be held on:

Wednesday, September 24, 2025

5:30p.m.

at

**City Hall Auditorium on the first floor of City Hall
200 East University Avenue, City of Gainesville, Florida**

A FINAL DECISION on the proposed tax increase and the budget will be made at this hearing.

GF-42598712

BUDGET SUMMARY								
City of Gainesville, Florida - Fiscal Year 2025-2026								
* THE PROPOSED BUDGET EXPENDITURES OF THE CITY OF GAINESVILLE, FLORIDA ARE 6.5% MORE THAN LAST YEAR'S TOTAL OPERATING EXPENDITURES.								
General Fund Proposed Millage Rate	6.7297							
ESTIMATED REVENUES	GENERAL FUND	SPECIAL REVENUE	DEBT SERVICE	CAPITAL PROJECTS	ENTERPRISE	INTERNAL SERVICES	TOTAL ALL FUNDS	
Taxes	Millage per \$1,000							
Ad Valorem Taxes	77,475,502	0	0	0	0	0	77,475,502	
Sales Use and Other Taxes	22,346,314	0	0	11,125,586	2,340,045	0	35,811,945	
Charges for Services	14,341,343	1,218,200	0	0	482,165,849	34,977,196	532,702,588	
Intergovernmental	21,666,296	6,687,747	0	8,700,000	9,217,237	12,833,250	59,104,530	
Fines & Forfeitures	836,413	0	0	0	0	0	836,413	
Miscellaneous Revenue	3,759,042	812,129	0	0	24,856,194	6,812,809	36,240,174	
Permits, Fees, Assessments	12,672,238	0	0	0	3,783,398	0	16,455,636	
TOTAL SOURCES	153,097,148	8,718,076	0	19,825,586	522,362,723	54,623,255	758,626,788	
Transfers In	7,640,293	3,955,658	26,395,954	2,475,000	1,412,771	0	41,879,676	
Fund Balances/Reserves/Net Assets	58,503,206	57,210,953	66	68,377,031	195,340,022	46,475,014	425,906,292	
TOTAL REVENUES, TRANSFERS & BALANCES	219,240,647	69,884,687	26,396,020	90,677,617	719,115,516	101,098,269	1,226,412,756	
ESTIMATED EXPENDITURES	GENERAL FUND	SPECIAL REVENUE	DEBT SERVICE	CAPITAL PROJECTS	ENTERPRISE	INTERNAL SERVICES	TOTAL ALL FUNDS	
Culture and Recreation	12,464,698	226,456	0	10,838,679	0	190,000	23,719,832	
Debt Services	0	0	26,395,954	0	132,571,335	0	158,967,289	
Economic Environment	1,108,270	9,825,814	0	0	0	60,000	10,994,084	
General Government	31,831,580	624,790	0	2,276,016	1,152,014	43,078,554	78,962,953	
Human Services	0	0	0	0	538,351	0	538,351	
Internal Services	0	0	0	0	0	8,088,520	8,088,520	
Other Financing Uses	0	0	0	0	48,564,660	0	48,564,660	
Physical Environment	272,356	0	0	0	279,581,997	582,000	280,436,353	
Public Safety	83,465,655	1,217,700	0	8,790,848	3,816,398	2,946,500	100,237,101	
Transportation	14,265,223	6,364,990	0	4,720,000	27,815,494	1,215,000	54,380,706	
TOTAL EXPENDITURES	143,407,781	18,259,749	26,395,954	26,625,543	494,040,248	56,160,574	764,889,849	
Transfers Out	18,631,815	185,069	0	0	0	0	18,816,884	
Fund Balances/Reserves/Net Assets	57,201,051	51,439,869	66	64,052,074	225,075,268	44,937,695	442,706,023	
TOTAL APPROPRIATED EXPENDITURES, TRANSFERS, RESERVES & BALANCES	219,240,647	69,884,687	26,396,020	90,677,617	719,115,516	101,098,269	1,226,412,756	
THE TENTATIVE, ADOPTED, AND/OR FINAL BUDGETS ARE ON FILE IN THE OFFICE OF THE ABOVE REFERENCED TAXING AUTHORITY AS A PUBLIC RECORD.								

GF-42598744

LOCALiQ

The Gainesville Sun | The Ledger
Daily Commercial | Ocala StarBanner
News Chief | Herald-Tribune

PO Box 631244 Cincinnati, OH 45263-1244

AFFIDAVIT OF PUBLICATION

Cintya Ramos
Gville Plan Div Com Dev
PO BOX 490 STATION 11
GAINESVILLE FL 32602


STATE OF WISCONSIN, COUNTY OF BROWN

Before the undersigned authority personally appeared, who on oath says that he or she is the Legal Coordinator of the Gainesville Sun, published in Alachua County, Florida; that the attached copy of advertisement, being a , was published on the publicly accessible website of Alachua County, Florida, or in a newspaper by print in the issues of, on:


GAI Gainesville Sun 09/21/2025

Affiant further says that the website or newspaper complies with all legal requirements for publication in chapter 50, Florida Statutes.

Subscribed and sworn to before me, by the legal clerk, who is personally known to me, on 09/21/2025



Legal Clerk



Notary, State of WI, County of Brown

3-7-27

My commission expires

Publication Cost:	\$717.21	
Tax Amount:	\$0.00	
Payment Cost:	\$717.21	
Order No:	11676280	# of Copies:
Customer No:	533818	1
PO #:		

THIS IS NOT AN INVOICE!

Please do not use this form for payment remittance.

KAITLYN FELTY
Notary Public
State of Wisconsin



NOTICE OF PROPOSED TAX INCREASE

The City of Gainesville has tentatively adopted a measure to increase its property tax levy.

Last year's property tax levy:

A. Initially proposed tax levy	\$70,891,152
B. Less tax reductions due to Value Adjustment Board and other assessment changes.....	\$ 186,836
C. Actual property tax levy.....	\$70,704,316

**This year's proposed tax
levy\$80,703,648**

All concerned citizens are invited to attend a public hearing on the tax increase to be held on:

Wednesday, September 24, 2025

5:30p.m.

at

**City Hall Auditorium on the
first floor of City Hall**

**200 East University Avenue, City of
Gainesville, Florida**

**A FINAL DECISION on the proposed tax
increase and the budget will be
made at this hearing.**

LOCALiQ

The Gainesville Sun | The Ledger
Daily Commercial | Ocala StarBanner
News Chief | Herald-Tribune

PO Box 631244 Cincinnati, OH 45263-1244

AFFIDAVIT OF PUBLICATION

Cintya Ramos
Gville Plan Div Com Dev
PO BOX 490 STATION 11
GAINESVILLE FL 32602


STATE OF WISCONSIN, COUNTY OF BROWN

Before the undersigned authority personally appeared, who on oath says that he or she is the Legal Coordinator of the Gainesville Sun, published in Alachua County, Florida; that the attached copy of advertisement, being a , was published on the publicly accessible website of Alachua County, Florida, or in a newspaper by print in the issues of, on:

GAI Gainesville Sun 09/21/2025

Affiant further says that the website or newspaper complies with all legal requirements for publication in chapter 50, Florida Statutes.

Subscribed and sworn to before me, by the legal clerk, who is personally known to me, on 09/21/2025



Legal Clerk



Notary, State of WI, County of Brown

3.7.27

My commission expires

Publication Cost:	\$792.68	
Tax Amount:	\$0.00	
Payment Cost:	\$792.68	
Order No:	11676302	# of Copies:
Customer No:	533818	1
PO #:		

THIS IS NOT AN INVOICE!

Please do not use this form for payment remittance.

KAITLYN FELTY
Notary Public
State of Wisconsin

BUDGET SUMMARY

City of Gainesville, Florida - Fiscal Year 2025-2026

*** THE PROPOSED BUDGET EXPENDITURES OF THE CITY OF GAINESVILLE, FLORIDA ARE 6.5% MORE THAN LAST YEAR'S
TOTAL OPERATING EXPENDITURES.**

General Fund Proposed Millage Rate 6.7297

ESTIMATED REVENUES	GENERAL FUND	SPECIAL REVENUE	DEBT SERVICE	CAPITAL PROJECTS	ENTERPRISE	INTERNAL SERVICES	TOTAL ALL FUNDS
Taxes	Millage per \$1,000						
Ad Valorem Taxes	6.7297	77,475,502	0	0	0	0	77,475,502
Sales Use and Other Taxes		22,346,314	0	11,125,586	2,340,045	0	35,811,945
Charges for Services		14,341,343	1,218,200	0	482,165,849	34,977,196	532,702,588
Intergovernmental		21,666,296	6,687,747	0	8,700,000	12,833,250	59,104,530
Fines & Forfeitures		836,413	0	0	0	0	836,413
Miscellaneous Revenue		3,759,042	812,129	0	24,856,194	6,812,809	36,240,174
Permits, Fees, Assessments		12,672,238	0	0	3,783,398	0	16,455,636
TOTAL SOURCES		153,097,148	8,718,076	0	19,825,586	522,362,723	758,626,788
Transfers In		7,640,293	3,955,658	26,395,954	2,475,000	1,412,771	41,879,676
Fund Balances/Reserves/Net Assets		58,503,206	57,210,953	66	68,377,031	195,340,022	425,906,292
TOTAL REVENUES, TRANSFERS & BALANCES		219,240,647	69,884,687	26,396,020	90,677,617	719,115,516	1,226,412,756
ESTIMATED EXPENDITURES	GENERAL FUND	SPECIAL REVENUE	DEBT SERVICE	CAPITAL PROJECTS	ENTERPRISE	INTERNAL SERVICES	TOTAL ALL FUNDS
Culture and Recreation	12,464,698	226,456	0	10,838,679	0	190,000	23,719,832
Debt Services	0	0	26,395,954	0	132,571,335	0	158,967,289
Economic Environment	1,108,270	9,825,814	0	0	0	60,000	10,994,084
General Government	31,831,580	624,790	0	2,276,016	1,152,014	43,078,554	78,962,953
Human Services	0	0	0	0	538,351	0	538,351
Internal Services	0	0	0	0	0	8,088,520	8,088,520
Other Financing Uses	0	0	0	0	48,564,660	0	48,564,660
Physical Environment	272,356	0	0	0	279,581,997	582,000	280,436,353
Public Safety	83,465,655	1,217,700	0	8,790,848	3,816,398	2,946,500	100,237,101
Transportation	14,265,223	6,364,990	0	4,720,000	27,815,494	1,215,000	54,380,706
TOTAL EXPENDITURES	143,407,781	18,259,749	26,395,954	26,625,543	494,040,248	56,160,574	764,889,849
Transfers Out	18,631,815	185,069	0	0	0	0	18,816,884
Fund Balances/Reserves/Net Assets	57,201,051	51,439,869	66	64,052,074	225,075,268	44,937,695	442,706,023
TOTAL APPROPRIATED EXPENDITURES, TRANSFERS, RESERVES & BALANCES	219,240,647	69,884,687	26,396,020	90,677,617	719,115,516	101,098,269	1,226,412,756

THE TENTATIVE, ADOPTED, AND/OR FINAL BUDGETS ARE ON FILE IN THE OFFICE OF THE ABOVE REFERENCED TAXING AUTHORITY AS A PUBLIC RECORD.