

**Gainesville Police Department
Quarterly Report
April 1, 2025 through June 30, 2025**



Agenda Item:
2025-637A

2025 GPD Mission

- Violent Crime
- Traffic Safety
- Homeless Outreach Efforts
- Recruiting Police Officers



GPD Crime Statistics

Year-To-Date Through June 30

Gainesville Police Department							
Year-To-Date Statistics through June 30, 2025							
	2022	2023	2024	2025	3 Year Average	% Change 2024-2025	
Violent Crimes							
Homicide	2	5	8	3	5.33	-62.50	
Homicide (THI)	1	1	1	1	1.00	0.00	
Rape	106	83	70	74	75.67	5.71	
Robbery	79	73	109	54	78.67	-50.46	
Aggravated Assault	296	341	339	281	320.33	-17.11	
Total	484	503	527	413	481.00	-21.63	
Property Crimes							
Burglary	171	236	241	210	229.00	-12.86	
Larceny	1573	1901	1741	1489	1710.33	-14.47	
Auto Theft	256	243	197	156	198.67	-20.81	
Total	2000	2380	2179	1855	2138.00	-14.87	
Grand Total	2484	2883	2706	2268	2619.00	-16.19	
Burglary to Conveyance	340	482	315	270	355.67	-14.29	
Motorcycle Thefts	31	15	14	13	14.00	-7.14	
Retail Theft	414	524	591	575	563.33	-2.71	

*Please remember, NIBRS counts the number of Incidents, not the number of victims.



GPD Gun Related Statistics

Crime	Jan 1 – June 30, 2024	Jan 1 – June 30, 2025	% Change (2024-2025)
Stolen Firearms**	53 (27 Conveyance Burglary)	74 (46 Conveyance Burglary)	39%
Firearms Seized/Recovered by LEO***	175	145	-17%
Number of Shots Fired	80	37	-53%
Number of Persons Shot or Injured by Gunfire	29	9	-68%
Homicide Victims**	8	3	-62.5%
Suicide (From ME)	12	11	-8%

** Numbers can change due to updates in RMS. Numbers current as of 4/2/25.

***Numbers include any firearms seized as a result of criminal activity, as well as instances where a firearm was located, and could not be tracked back to an owner (i.e. found firearm with no record of being stolen and no owners located).



GPD Seized Firearm Statistics

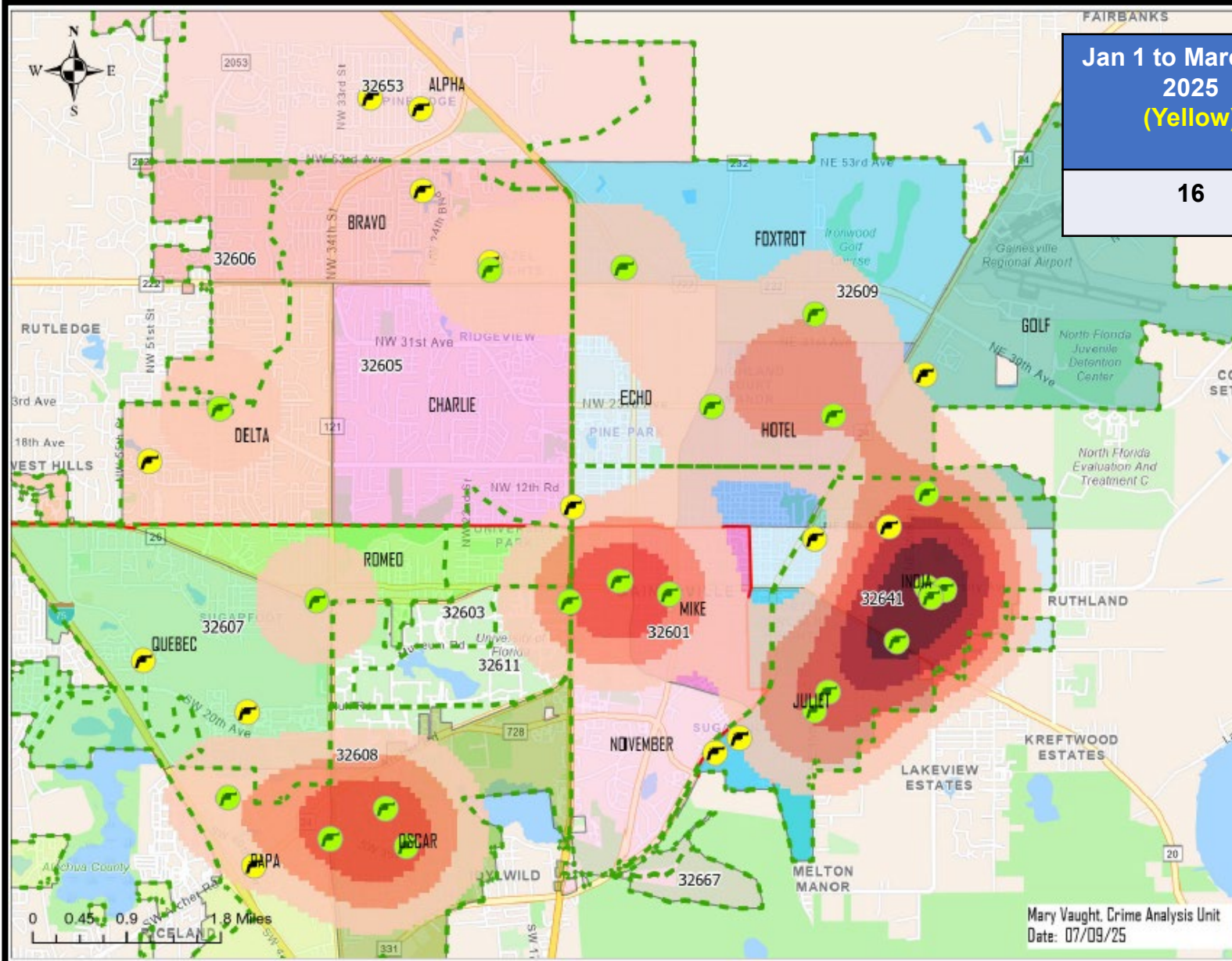
Crime	January 1, 2024 – June 30, 2024	January 1, 2025 – June 30, 2025
*Firearms Seized/Recovered by LEO	136	145
Stolen Firearms Seized/Recovered by LEO	32	20
Convicted Felon Arrests	30	13
Adjudicated Delinquent Arrests	7	3

- Numbers include any firearms seized as a result of criminal activity, as well as instances where a firearm was located, and could not be tracked back to an owner (i.e. found firearm with no record of being stolen and no owners located).

* Numbers can change due to updates in RMS. Numbers current as of 7/25/25.



Shots Fired Calls (Quarterly)



Jan 1 to March 31, 2025 (Yellow)	Apr 1 to June 30, 2025 (Green)
16	21

Legend

- Shots Fired 1st Qtr 2025
- Shots Fired 2nd Qtr 2025



Mary Vaught, Crime Analysis Unit
Date: 07/09/25

Investigations Bureau Gun Violence Unit

PATROL EFFORTS	July 1 – Sept 30 2024	Oct 1 – Dec 31 2024	Jan 1 – Mar 31 2025	Apr 1 – June 30 2025
Traffic Stops	162	55	103	123
Gun Violence Arrests/ Sworn Complaints/ Warrants	32	25	17	23



Investigations Bureau

Major Crimes - A Squad: Robbery, Homicide, Violent Crimes

- Cases assigned/cases closed 4-1-25 thru 6-30-25
 - **50 assigned/19 closed**

Major Crimes - B Squad: Domestic Battery, Child Abuse, Sex Offenses

- Cases assigned/cases closed 4-1-25 thru 6-30-25—
 - **4 assigned/ 14 closed**

Property Crimes: Burglary, Grand Theft Auto,

- Cases assigned/cases closed 4-1-25 thru 6-30-25
- **Assigned: 328 (241 of those were INACTIVE). 87 were active**

ICAC – Internet Crimes Against Children / Exploitation


- Cases assigned/cases closed 4-1-25 thru 6-30-25
 - **37 assigned/4 closed**



Operations Bureau Houseless Outreach

2000 NW 2nd Street Encampment on Public Property

- Grace Marketplace/Dignity Village
- Burlington (NW 13th St)
- Furniture Kingdom
- 700 NE 18th Terrace
- Downtown
- Rosa Parks Transfer Station
- Sun Center
- CMC
- Thomas Center
- Roper Park



Encampment east of Burlington on NW 13th Street



Community Engagement



Duval Summer Sling



Midnight Basketball



TB Community Care Call Out



Mirror Image Gala



Sidney Lanier Spring Spectacular



A Day in the Life of a Woman



Co-Responders Unit

Statistics	1 st Quarter 2025	2 nd Quarter 2025	%Change
Calls for Service	605	653	8%
Baker/Marchman Acts	26	33	26%
Voluntary Transport	30	34	13%
Jail Diversions	7	12	71%
Baker Act Diversions	26	22	15%
Emergency Room Diversions	6	11	83%



2014 – 2025 Traffic Crash Fatality Victims

<u>YEAR</u>	<u>THI</u>
2014	8
2015	10
2016	14
2017	14
2018	13
2019	16
2020	16
2021	23
2022	24
2023	20
2024	18
2025	5

Traffic Homicide Investigations “THI” (Actual Loss of Life) # Bike or Pedestrian Fatal Crashes	
2024 Q2 (Apr 1 – Jun 30)	2025 Q2 (Apr 1 – Jun 30)
1	0

Total # Bike or Pedestrian Fatal Crashes	
2024 Totals	2025 Totals
4	1



Traffic Stop information

Statistics	2023	2024	% change from 2023-2024	1 st Quarter 2025	2 nd Quarter 2025
Traffic Stops*	6,530	7,315	12%	1,728	2,220
Traffic Citations**	6,762	7,072	4.5%	1,853	2,389
Traffic Warnings**	3,059	4,094	34%	984	1,239





* Data from GPD CAD

** Data from RMS Traffic Citations





Traffic Education & Enforcement

 **Gainesville Police Department**  Apr 19 · 🌐

  **Operation No Bunny Drives Distracted** 🐰
 This Easter Sunday (4/20/25), GPD officers... See more



 **City of Gainesville, FL - Governm...**  **Follow**

43m · 🌐

It's Distracted Driving Awareness Month, and we're reminding everyone to keep their eyes o... See more

 **MOTORCYCLE RODEO / OPEN HOUSE**

SATURDAY, MAY 10TH, 2025 - 10AM - 2PM

HOSTED BY:
SANTA FE COLLEGE INSTITUTE OF PUBLIC SAFETY
 3737 NE 39TH AVE, GAINESVILLE, FL 32609





Recruiting and Hiring Statistics

2022 to 2024 Comparison	2022	2023	2024	2025 Jan 1– Jun 30
PO Applications	195	201	457	218 (66)
Hired	19	22	31	24 (15)

21 Vacancies for sworn officer positions



Awards



April

Officer Sarah Reeves
Officer of the Month

